

# 2017

MONACO RESOURCES  
**ANNUAL REPORT**





# MONACO RESOURCES CONTENT

## 01

### STRATEGIC REPORT

- 5 Who we Are
- 6 At a Glance
- 10 Global Presence
- 12 Strategy
- 14 Sustainable Business
- 16 Our Operations
- 42 Business Performance
- 44 Outlook
- 46 Risks & Uncertainties

## 02

### CONSOLIDATED FINANCIAL STATEMENTS

- 49 Consolidated statement of profit or loss
- 50 Consolidated statement of other comprehensive income
- 51 Consolidated statement of financial position
- 52 Consolidated statement of cash flows
- 53 Consolidated statement of changes in equity
- 54 Notes to the financial statements
- 88 Signing of the financial statements

## 03

### OTHER INFORMATION

90

## 04

### INDEPENDENT AUDITOR'S REPORT

93

- Who we Are
- At a Glance
- Global Presence
- Strategy
- Sustainable Business
- Our Operations
- Business Performance
- Outlook
- Risks & Uncertainties

## MONACO RESOURCES

# WHO WE ARE

Monaco Resources is a global group specialising in natural resources.

Our asset base is well diversified and spans Metals & Minerals, Agribusiness, Energy, Logistics & Technology and Finance & Investments.

The group brings together businesses with decades of experience covering production, trading and services. Our deep knowledge and long term outlook enables us to effectively meet the needs of our international clients.

Headquartered in the Principality of Monaco, the group operates in over 35 countries and employs more than two thousand people.

We take a long term view, focusing on cost effective operations and providing value added integrated services for our international customers. Our business model does not rely on price speculation.

Through our five underlying divisions, we combine our knowledge of natural products with technology investments and strong marketing, finance and distribution capabilities.

Our wide global reach supports our activities; our customers are able to benefit from the resources and expertise of an established, growing group.

# MONACO RESOURCES AT A GLANCE

1  
GROUP

+ 2000  
EMPLOYEES

39  
COUNTRIES

Monaco Resources is an international and diversified natural resources group. Our business is organised within five divisions.

## METALS & MINERALS DIVISION

Our metals and minerals division, owns a diversified portfolio of production and processing assets, which has been combined with global marketing and trading activities.

### FERROUS



### NON-FERROUS



## AGRIBUSINESS DIVISION

The agribusiness grows, processes and delivers essential agricultural and food products to local consumer markets in Africa and international suppliers across the globe.

### AGRICULTURE



### FOOD



## ENERGY DIVISION

The Energy division is focused on mature oil fields and on investments into gas and storage opportunities.

### GAS / STORAGE



### OIL



## LOGISTICS & TECHNOLOGY DIVISION

We provide logistics and technological solutions within the natural resources sector including port and terminal management, bulk handling operations and transportation, as well as maintenance and procurement.

### LOGISTICS



### TECHNOLOGY



## FINANCE & INVESTMENTS DIVISION

Our Finance and Investments division provides structured trade finance solutions and makes investments in the natural resources sector.

### FINANCE



### INVESTMENTS





MONACO RESOURCES  
**KEY DATA**

REVENUES

656 M€

GROSS PROFIT

94 M€

OPERATING  
PROFIT

42 M€

EQUITY

251 M€

EBITDA

44 M€



# MONACO RESOURCES

## GLOBAL PRESENCE

**5**  
**CONTINENTS**

**39**  
**COUNTRIES**

Monaco Resources Group is a global and diversified natural resources group, with a strategic asset portfolio around the world.



### LOCATIONS

- |              |             |              |
|--------------|-------------|--------------|
| Algeria      | Ghana       | R. of Guinea |
| Australia    | Greece      | Senegal      |
| Austria      | India       | Serbia       |
| Benin        | Ivory Coast | Sierra Leone |
| Brazil       | Luxembourg  | Singapore    |
| Burkina Faso | Madagascar  | South Africa |
| China        | Mali        | South Korea  |
| Cyprus       | Monaco      | Spain        |
| D. R. Congo  | Mozambique  | Switzerland  |
| FYROM        | Netherlands | Togo         |
| France       | Niger       | UAE - Dubai  |
| Gabon        | Philippines | UK           |
| Germany      | R. of Congo | USA          |



# MONACO RESOURCES STRATEGY

Our Strategy is based on five key success factors

## 01 Diversification

Our diversified model and wide range of products reduces our exposure to changes in demand and market conditions. Operating in both domestic and international markets we are able to leverage our knowledge of the natural resources sector.

## 02 Integrated Solutions

Our strategy integrates products, services and technology. We leverage our wide product range, strategic presence and human capital to deliver quality products and competitive services. Our approach builds market resilience and helps us to bring value to our customers, suppliers and the group as a whole.



## Infrastructure 03

We have a broad asset base including metals and minerals production sites, agricultural facilities, ports and terminals and a network of global offices. We have significant execution capabilities and are strategically located in over 35 countries.

## Risk Averse 04

We take a risk averse approach and our business model does not rely on price speculation. Our income is received largely in two currencies - USD and Euro thereby avoiding unnecessary fluctuations and we seek back-to-back trading operations to avoid inventory risk.

## Know-how 05

We build on our strong sector knowledge to create resource efficient operations and routes to market. We maintain long term partnerships with customers and suppliers enabling us to efficiently fulfill the needs of our international customers. Our global reach gives us insight into market flows that yield competitive advantage.

# MONACO RESOURCES SUSTAINABLE BUSINESS

Environmental, Social and Governance principles are at the heart of our operations.

We believe that we are responsible for delivering products and services in respect of the natural and social environment.

We manifest our engagements through our choices of investments, with safe and efficient organisation of our production and socio-economic contributions to local communities.



## ENVIRONMENT

Monaco Resources delivers benefits to our stakeholders and wider society.

Our agriculture business adopts a scientific approach to crop selection and farming methods to make the most of natural conditions. By selecting areas with higher rainfall and multiple harvest seasons for example, we are able to cultivate efficiently and reduce our impact on the environment.



Our metals subsidiary focuses on minimising energy consumption.

We invest in efficient equipment and technology at our production sites and actively recycle aluminium and copper, reducing wastage and using significantly less energy than primary production methods alone.



## SOCIAL

We invest into education and health as part of a sustainable business approach.

In this way we enhance performance as well as support economic growth opportunities.

Through our subsidiaries we bring benefits to our stakeholders and the communities in which we work.

We have funded new schools in the Republic of Guinea, the Republic of Congo and Sierra Leone and support a medical centre in the Republic of Guinea.



We are member of the Foundation of Prince Albert II of Monaco, whose purpose is to protect the environment and to encourage sustainable development.



## GOVERNANCE

We work with national and local governments and encourage good governance.

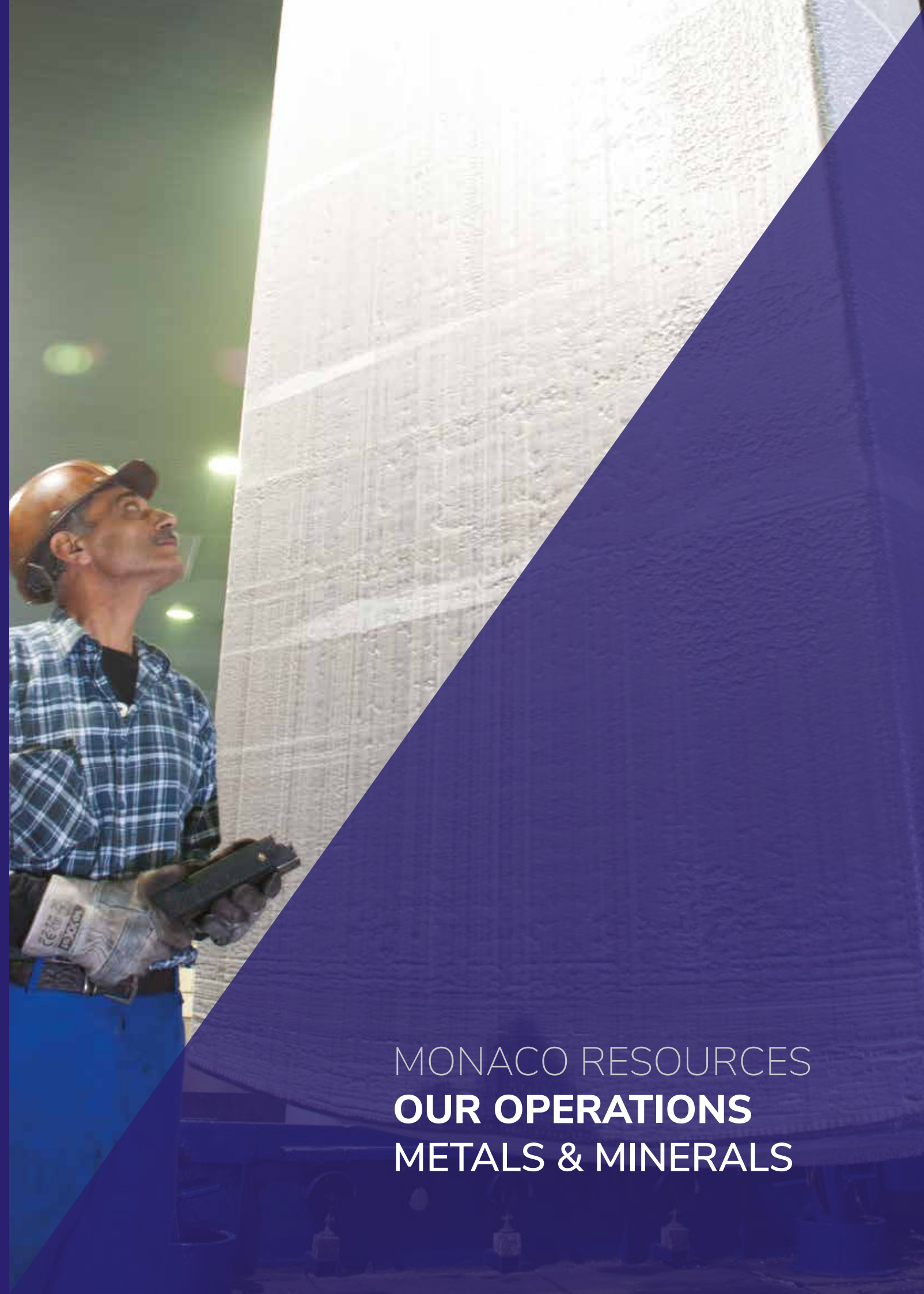
Through engagement with local stakeholders, we work effectively and safely. By respecting the local environment and conducting ourselves in a manner that will not jeopardise the culture or environment, we build and maintain respected networks.





01

MONACO RESOURCES  
**STRATEGIC REPORT**



MONACO RESOURCES  
**OUR OPERATIONS**  
METALS & MINERALS



# MONACO RESOURCES METALS & MINERALS

Our metals and minerals division, is headed by Metalcorp Group, a diversified group with activities that span production, processing, marketing and trading. As both producer and marketer, we are able to realise synergies and develop opportunities.

## FERROUS METALS

### TRADING & MARKETING

Our ferrous trading and marketing activities are managed by Steelcom group, a globally focused steel service provider with a tradition spanning over 60 years.

Our extensive network and ongoing expansion reflects a firm commitment to establishing a direct presence in markets, both on a regional and international basis, encompassing sectors such as construction, engineering, automotive and consumer appliances.

We are committed to offering a comprehensive and competitive range of steel-making raw materials, semi-finished and finished industrial products.

### PRODUCTION

We operate a well-established steel facility, founded in 1963, Nikolaidis in Thessaloniki, Greece that produces pipes, tubes and hollow sections.

The facility is optimally organised as a continuous processing line to produce an extensive range of steel pipes, hollow extrusions, galvanised products and industry specific specialised products.





## NON-FERROUS METALS

### TRADING & MARKETING

Our non-ferrous trading and marketing activities are executed by Tennant Metals Group, which specialises in the **physical supply of non-ferrous products in the form of refined metals, bulk ores and concentrates.**

We have a significant number of **offtake agreements in copper and ferrochrome.**

### PRODUCTION / ALUMINIUM

We operate two **secondary aluminium plants in Germany:**

**Berlin** - Since 1997, BAGR has been Europe's leading independent aluminium slab producer. Our plant houses a re-melting facility and its own cast house, with a **capacity of 90,000 tonnes per year.**

**Stockach** - Secondary aluminium smelting facility with a capacity of **50,000 tonnes per year**, acquired in 2017.



### RAW MATERIALS

Our group is developing an integrated bauxite and alumina processing project, in the Republic of Guinea.

The Société des Bauxites de Guinée "SBG" holds a 25 year mining concession for a bauxite deposit.

We plan to :

- Produce 8Mt per year of high grade bauxite
- Process 1.6Mt per year of alumina
- Export 3Mt per year of bauxite

### PRODUCTION / COPPER

We own a **secondary copper plant**, based near the **port of Bilbao, Spain.**

CR-Industries is a copper scrap recycler with a strong European customer base.

The plant is an energy efficient convertor, processing scrap copper into high quality copper granulates, with an emphasis on minimising waste.





01

MONACO RESOURCES  
**STRATEGIC REPORT**



MONACO RESOURCES  
**OUR OPERATIONS**  
AGRIBUSINESS



# MONACO RESOURCES

## AGRIBUSINESS

Our agribusiness division focuses on farming and processing, as well as trading and marketing.

### AGRICULTURE

#### CROPS

We operate our **Crops activities** in Africa through subsidiaries in **Ghana, Republic of Guinea, Republic of Congo.**

We cultivate crops for domestic and international markets.

With over 90,000 hectares of lands, we work with local teams to develop cost effective goods from sustainable harvests.

Our production spans a portfolio of products including rice, beans, potatoes, and soybeans.



#### VANILLA & SPICES

Our Vanilla and Spices division is based in **Madagascar**, where we have a strong local presence.

We have built a vertically integrated vanilla business, where we can guarantee quality control.

Using traditional processing methods we produce higher vanilla grades thus providing a strong competitive advantage.







## FOOD

### PROCESSED FOOD

We process vegetable based shelf-stable food products with a processing capacity in excess of 12,000 tons each year.

We process and package a variety of goods to mostly Eastern European regions including cultivated mushrooms, canned or jarred fruits and vegetables. Most of the products are sold under our own brand Bonum and we also provide Private Label services for our customers.



### PRODUCE & SUPERFOODS

We package a range of perishable fresh fruit and vegetables products.

By coordinating production, marketing and logistics activities we minimise the time between harvest and delivery of produce to ensure freshness and maximise shelf life.

We are currently developing the plantation and subsequent processing of stevia.



### TRADING & MARKETING

We trade internationally using our own sales operations and trading platform.

Our main trading and marketing activities are to source and deliver quality, cost effective dairy goods and dried fruits and nuts.

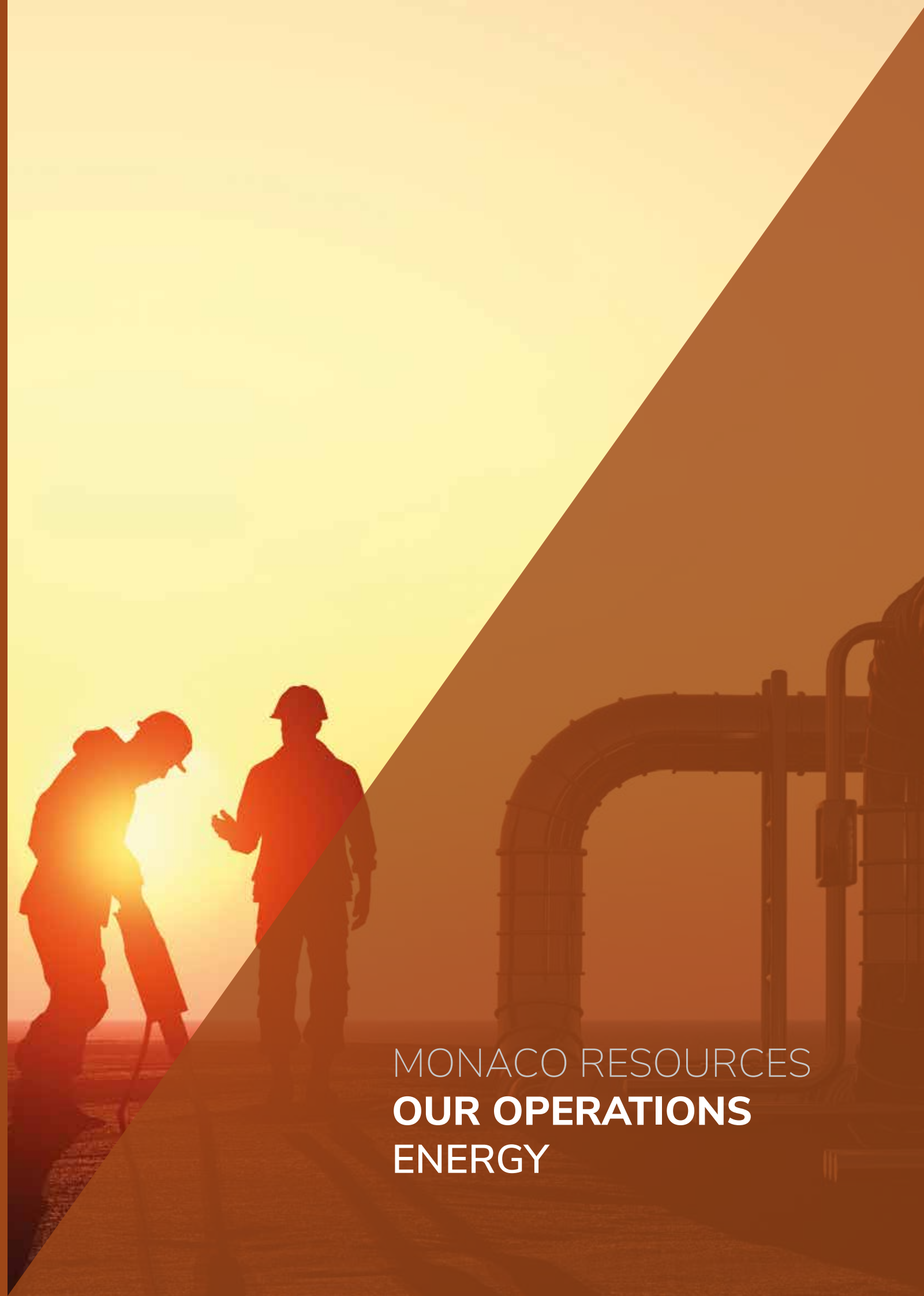
Operating internationally with strong trade links into Africa we source and deliver produce to order.





01

MONACO RESOURCES  
**STRATEGIC REPORT**



MONACO RESOURCES  
**OUR OPERATIONS**  
ENERGY

# MONACO RESOURCES ENERGY

Our energy division is run through Gasoil Energy Group.

We focus on the production, marketing and monetisation of oil products from mature oil fields.

Our areas of interest are primarily in Europe, Africa and South-East Asia.

## GAS / STORAGE

- Focus on proven conventional natural gas
- Concentrating on onshore fields in Europe
- Near production projects
- Investments into storage & gas opportunities



## OIL

- Enhanced oil recovery projects
- Well workover operations
- Expansion of production capacity





01

MONACO RESOURCES  
**STRATEGIC REPORT**



MONACO RESOURCES  
**OUR OPERATIONS**  
LOGISTICS & TECHNOLOGY



# MONACO RESOURCES

## LOGISTICS & TECHNOLOGY

Our logistics and technology division is headed by R-Logitech. We provide strategic logistics, procurement and maintenance services within the natural resources sector.

### LOGISTICS

We manage ports and terminals and provide logistics services.

Our logistics division enables the import and export of natural products and raw materials through the management of ports and terminals, dry bulk handling, and the provision of logistics services including freight forwarding, ship agency services and transportation.

#### PORT & AIRPORT TERMINALS

We operate in Africa and Asia:

- Operation & maintenance
- Construction & development
- Long-term concessionaire
- Services on airport grounds




#### LOGISTICS SERVICES

##### FREIGHT FORWARDING

- Airfreight/Customs clearance/Warehousing / Local haulage / Shipping

##### BULK HANDLING

- Bulk handling equipment / Mobile Bagging Machines / Bulk Hoppers and Grabs
- Bulk handling services







## TECHNOLOGY

We provide procurement solutions and maintenance.

Our technology division provides technical solutions, procurement services, equipment and maintenance, as well as pipeline networks and technologies.

### STRUCTURED SOLUTIONS

We provide structured, integrated supply chain solutions, characterised by flexibility and the ability to scale and adapt to the needs of both large and small clients.

Our experience includes significant expertise in Europe and emerging markets with strong capabilities in North and West Africa.

### PIPE & NETWORK SERVICES

We provide a range of specialist pipe network services to the oil, gas and petrochemical industries :

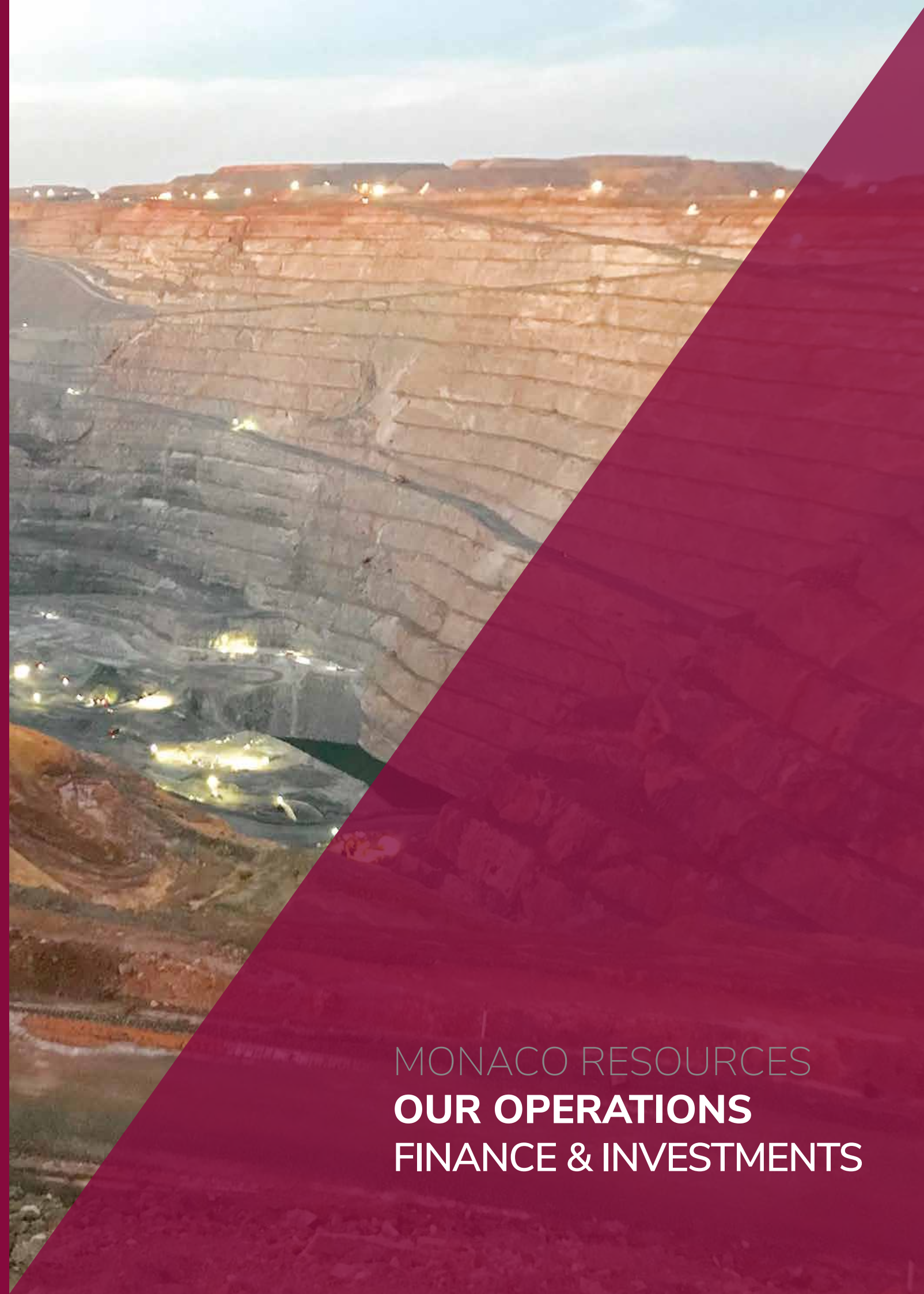
- Network design consultancy
- Network integrity management
- Support and maintenance services
- Surveillance and security





01

MONACO RESOURCES  
**STRATEGIC REPORT**



MONACO RESOURCES  
**OUR OPERATIONS**  
FINANCE & INVESTMENTS



# MONACO RESOURCES

## FINANCE & INVESTMENTS

Our Finance and Investments division provides structured trade finance solutions and makes investments in the natural resources sector.

### FINANCE

We provide structured trade finance solutions through fully secured funding of back-to-back commodity trading transactions in all major product categories.



### INVESTMENTS

We support natural resources projects as a financial investor.

We make financial investments in the natural resources sector into companies with a high growth potential.





## BUSINESS PERFORMANCE

### GENERAL

In 2017, the Group continued to develop opportunities and new activities in each of its five business streams, with a focus on expanding niche markets and vertical integration.

The Group applies a risk-averse strategy through which the gross profit on deals is locked in, independent of the market prices.

#### Metals and Minerals

The Group acquired a 50% stake in Stockach Aluminium a producer of secondary slabs. This strengthened our market position in the European aluminium industry. The new team in the ferrous sector could execute the business as planned and improve our position in the European steel marketing and trading significantly.

#### Agribusiness

The Group has increased the land under management to above 90,000 hectares and operates lands in Ghana, Republic of Congo, Republic of Guinea and Madagascar.

The food division activities were increased by further acquisitions.

#### Energy

The Group continues to seek out opportunities in the energy sector, and looks to take advantage of a decline in energy prices. It has identified and conducted in-depth appraisals of opportunities in North and West Africa and Europe, with a focus on oil and gas production assets as well as long-term trading initiatives.

#### Logistics and Technology

The Group has made significant acquisitions in 2017 and was able to build an international logistic business. As a result, of taking a controlling stake in Nectar and the acquisition of a number of subsidiaries of the former Necotrans group, a presence in 22 countries across Europe, Africa and Asia was created.

#### Finance and Investments

The group has established several structures to promote and manage investment vehicles dedicated to the resources industry. These structures are envisaged to give returns to investors who seek alternative investment products to traditional deposit schemes. The Group continues to develop its activities in commodity finance.

### BUSINESS REVIEW

Despite a volatile environment, the Group was able to increase its traded volumes.

Furthermore, the business model of our group is focused on "locking in" the Gross Margin. This is achieved by structuring deals on a back-to-back basis to eliminate price risk. This significantly reduces the dependency of our profitability towards market prices. Only in the situation that the Group's margins are expressed in a percentage of the market price, the effect of fluctuations partly influence our results. All divisions increased their volumes, gross margins and results.

The solvency (total group equity divided by the balance sheet total) at the balance sheet date moved from

31.9% in 2016 to 41.1% in 2017. This includes self-liquidating Trade Finance, which is added to the current liabilities. Trade Finance is utilized to finance the deals of the Trading division and leads to a corresponding increase in inventory and accounts receivable, which are both pledged to the Trade Finance Banks. When receivables are paid by our customers, our Company receives the profit made on these deals and the Trade Finance facility is repaid. The solvency excluding self-liquidating Trade Finance (reference is made to note 14 to the consolidated financial statements) is 34.9% at 31 December 2016. The solvency excluding self-liquidating Trade Finance and excluding the subordinated loan provided by the Shareholder is 45.8% at 31 December 2017.



## OUTLOOK

---

### GENERAL

The Company will further explore and develop niche markets and expects to realize further growth in 2018.

The Group is targeting an increase in its metals and minerals production activities, and also in its trading business, and some significant acquisitions are under discussions.

Further growth is expected from the expansion of the food commodity business and resources development initiatives in the Group's Agribusiness division.

The Company will continue to further develop the synergies between the different divisions, as well as vertical integration through creating value through its supply chain and harnessing its global network.

### FINANCING

The long term financing and short term bank facilities are in place and the relationships with these banks will be maintained.

In order to further grow the trading activities, additional trade finance capacity is being developed with the group's current and new banking relationships.

### EMPLOYEES

As over the last years, the Company will ensure that the group remains lean in terms of headcount.

Key management positions are filled by personnel with the required experience, background, and entrepreneurial spirit and drive to contribute to our growth and success.

Additional personnel will only be employed, when the growth in our activities requires so.



## RISKS & UNCERTAINTIES

The presentation of financial statements requires the management to make estimations and assumptions which affect the reported amounts of assets and liabilities, and the disclosure of contingent assets and liabilities at the date of the financial statements and reported amounts of revenues and expenses during the period. Actual results could differ from those estimates impacted by the following risks:

### FLUCTUATION IN CURRENCY EXCHANGE RATES

The Company finds its suppliers and customers across the globe, while operations and operating costs are spread across several different countries and currencies. Fluctuation in exchange rates, in particular, movements in US dollar and Australian dollar against the euro, may have a material impact on the Company's financial results. Note that our business is mainly executed on a dollar basis on the purchasing, selling as well as the financing side. If currency is not naturally hedged through back-to-back deals, the exposure is hedged through adequate instruments.

### FINANCING, CASH FLOWS AND LIQUIDITY

The trading activities are dependent on trade financing lines availability. We have significant uncommitted trade lines with major banks. These trade financing lines are uncommitted by nature and, therefore, no guarantee can be given that trades presented to these banks will be funded. However, all presented deals thus far are financed by the banks.

### PRICE VOLATILITY

The market prices for the various base metals are volatile and cannot be influenced neither controlled. Inventories are therefore subject to valuation changes, which may have a material impact on the Company's financial results. However, the Company enters into back-to-back deals in which serves as a natural hedge that "locks" the market price, so that the Company is not exposed to price fluctuations. In cases where the Company is not covered by this natural hedge, the price risk is mitigated by applying adequate financial instruments.

### COUNTRY RISKS, POLITICAL, COMMUNITY AND FISCAL INTERVENTION

The Company's operations and projects span numerous countries, some of which have more complex, less stable political or social climates and consequently higher country risk. Political risks include changes in laws, taxes or royalties, expropriation of assets, currency restrictions or renegotiation of, or changes to, mining leases and permits. Similarly, communities in certain regions may oppose mining activities for various reasons. Any of these factors could have an adverse impact on the Company's profitability in a certain geographic region or at certain operations. However, so far the Company has not experienced those problems.

### OTHER RISKS

Other risks facing the Company include performance risk on offtake agreements; quality of commodities traded and produced, competition, environmental and insurance risks and uncertainty of additional financing. These risks and the mitigating measures are monitored and managed by the Company on a regular basis and appropriate action is taken whenever this is required.

Monaco, May 8<sup>th</sup> 2018

Pascale Younès  
Director



# MONACO RESOURCES CONSOLIDATED FINANCIAL STATEMENTS

[Consolidated statement of income](#)  
[Consolidated statement of other comprehensive income](#)  
[Consolidated statement of financial position](#)  
[Consolidated statement of cash flows](#)  
[Consolidated statement of changes in equity](#)  
[Notes to the financial statements](#)  
[Signing of the financial statements](#)

## CONSOLIDATED STATEMENT OF PROFIT OR LOSS

(before appropriation of result)

EUR 1.000	Note	2017	2016
<b>Continuing Operations</b>			
Revenue	2	656 039	438 177
Cost of sales	2	-561 994	-393 366
<b>Gross profit</b>	<b>2</b>	<b>94 045</b>	<b>44 811</b>
<b>Operating expenses</b>			
Selling expenses	3	-5 940	-4 150
Administrative expenses	3	-46 379	-22 086
		<b>-52 319</b>	<b>-26 236</b>
<b>Operating profit</b>		<b>41 726</b>	<b>18 575</b>
<b>Non-operating expenses</b>			
Unrealized fair value changes	11	-121	3 476
Financial income and expense	4	-19 201	-8 694
<b>Net finance cost</b>		<b>-19 322</b>	<b>-5 218</b>
<b>Profit before tax</b>		<b>22 404</b>	<b>13 357</b>
Income tax expense	5	-5 363	-1 901
<b>Profit from continuing operations</b>		<b>17 041</b>	<b>11 456</b>
<b>Profit</b>		<b>17 041</b>	<b>11 456</b>
<b>Profit attributable to:</b>			
Equity holders of the Company		13 326	10 960
Non-controlling interests		3 715	496
		<b>17 041</b>	<b>11 456</b>



## CONSOLIDATED STATEMENT OF OTHER COMPREHENSIVE INCOME

EUR 1.000	2017	2016
<b>Profit</b>	<b>17 041</b>	<b>11 456</b>
<b>Other comprehensive income</b>		
Revaluation tangible fixed assets	8 881	-2 037
Impairment/revaluation intangible fixed assets	-	-7 651
Translation differences foreign associated companies	135	68
Other movements	-	-
<b>Total comprehensive income</b>	<b>26 057</b>	<b>1 836</b>
<b>Total comprehensive income attributable to:</b>		
Equity holders of the Company	13 805	1 384
Non-controlling interests	12 252	452
<b>Total result</b>	<b>26 057</b>	<b>1 836</b>

## CONSOLIDATED STATEMENT OF FINANCIAL POSITION

(before appropriation of result)

EUR 1.000	Note	31/12/2017	31/12/2016
<b>Assets</b>			
<b>Non-current assets</b>			
Property plant and equipment	6	272 712	241 022
Intangible fixed assets	7	48 268	38 244
Financial fixed assets	8	9 822	16 014
<b>Total non-current assets</b>		<b>330 802</b>	<b>295 280</b>
<b>Current assets</b>			
Inventories	9	40 864	35 942
Receivables, prepayments and accrued income	10	172 647	143 443
Securities	11	630	751
Cash and cash equivalents	12	65 227	12 026
<b>Total current assets</b>		<b>279 368</b>	<b>192 162</b>
<b>Total assets</b>		<b>610 170</b>	<b>487 442</b>
<b>Equity and liabilities</b>			
<b>Equity</b>			
Share capital		30 000	10 000
Reserves and retained earnings		156 914	119 253
<b>Equity attributable to the owners of the company</b>	13	<b>186 914</b>	<b>129 253</b>
<b>Non-controlling interest</b>	13	<b>64 103</b>	<b>26 009</b>
<b>Total equity</b>		<b>251 017</b>	<b>155 262</b>
<b>Non-current liabilities</b>			
Sub-ordinated shareholder loan	14	10 680	30 712
Loans and borrowings	14	124 725	78 169
Provisions	15	4 937	145
Deferred tax liabilities	5	3 887	38 907
<b>Total non-current liabilities</b>		<b>144 229</b>	<b>147 933</b>
Current liabilities and accruals	14	214 924	184 247
<b>Total current liabilities</b>		<b>214 924</b>	<b>184 247</b>
<b>Total equity and liabilities</b>		<b>610 170</b>	<b>487 442</b>



## CONSOLIDATED STATEMENT OF CASH FLOWS

(before appropriation of result)

EUR 1.000	2017	2016
<b>Operating profit</b>	<b>41 726</b>	<b>18 575</b>
Adjustments for:		
- Depreciation (and other changes in value)	2 218	1 200
<b>Working capital changes</b>		
- Movements trade receivables	-14 989	-55 380
- Movements inventories	-4 922	-17 663
- Movements on loans receivable	13 523	-8 870
- Movements trade payables	-10 590	43 315
- Movements other payables and liabilities	9 800	9 154
- Movements trade finance	-11 600	1 550
	<b>-18 778</b>	<b>-27 894</b>
Corporate income tax expense on operating activities	-6 631	-1 901
	<b>-6 631</b>	<b>-1 901</b>
<b>Cash flow from operating activities</b>	<b>18 536</b>	<b>-10 020</b>
Investments in intangible fixed assets	-10 265	-461
Investments in property plant and equipment	-30 543	-12 634
Disposals of property plant and equipment	5 757	-
Investments in other financial assets	-5 521	-10 471
Disposals of other financial fixed assets	11 713	61
Acquisition of non-controlling interests and other	15 945	1 245
<b>Cash flow from investment activities</b>	<b>-12 914</b>	<b>-22 260</b>
Receipt of long-term liabilities	46 556	12 526
Repayment of short term liabilities	43 067	26 591
Movements on loans receivable	-27 739	3 584
Other finance income	-19 202	-8 694
Movement in securities	-	85
<b>Cash flow from financing activities</b>	<b>42 683</b>	<b>34 092</b>
Net cash flow		
Exchange rate and translation differences on movements in cash	-14	-
<b>Movements in cash</b>	<b>48 290</b>	<b>1 812</b>

## CONSOLIDATED STATEMENT OF CHANGES IN EQUITY

(before appropriation of result)

EUR 1.000	Issued share capital	Share premium	Revaluation reserve	Translation reserve	Other reserves	Result for the year	Legal entity share in group equity	Third-party share in group equity	Group Equity
<b>2016</b>									
<b>Opening Balance</b>	<b>10 000</b>	<b>-</b>	<b>-</b>	<b>37</b>	<b>111 327</b>	<b>6 630</b>	<b>127 994</b>	<b>24 764</b>	<b>152 758</b>
<b>Total comprehensive income and expense for the period</b>									
Profit/(loss) for the period	-	-	-	-	-	10 960	10 960	496	11 456
Revaluation of Property, Plant & Equipment	-	-	-	-	-2 037	-	-2 037	-	-2 037
Goodwill Write-Off	-	-	-	-	-7 651	-	-7 651	-	-7 651
Foreign currency translation differences	-	-	-	112	-	-	112	-44	68
<b>Total comprehensive income and expense for the period</b>	<b>-</b>	<b>-</b>	<b>-</b>	<b>112</b>	<b>-9 688</b>	<b>10 960</b>	<b>1 384</b>	<b>452</b>	<b>1 836</b>
<b>Other movements in equity</b>									
Allocation of prior year result	-	-	-	-	6 630	-6 630	-	-	-
Acquisitions	-	-	-	-	-	-	-	869	869
Other movements in equity	-	-	-	-	-125	-	-125	-76	-201
<b>Total other movements in equity</b>	<b>-</b>	<b>-</b>	<b>-</b>	<b>-</b>	<b>6 505</b>	<b>-6 630</b>	<b>-125</b>	<b>793</b>	<b>668</b>
<b>Total</b>	<b>10 000</b>	<b>-</b>	<b>-</b>	<b>149</b>	<b>108 144</b>	<b>10 960</b>	<b>129 253</b>	<b>26 009</b>	<b>155 262</b>
<b>2017</b>									
<b>Opening Balance</b>	<b>10 000</b>	<b>-</b>	<b>-</b>	<b>149</b>	<b>108 144</b>	<b>10 960</b>	<b>129 253</b>	<b>26 009</b>	<b>155 262</b>
<b>Total comprehensive income and expense for the period</b>									
Profit/(loss) for the period	-	-	-	-	-	13 326	13 326	3 715	17 041
Revaluation of Property, Plant & Equipment (note 6)	-	-	644	-	-	-	644	8 237	8 881
Foreign currency translation differences	-	-	-	-165	-	-	-165	300	135
<b>Total comprehensive income and expense for the period</b>	<b>-</b>	<b>-</b>	<b>644</b>	<b>-165</b>	<b>-</b>	<b>13 326</b>	<b>13 805</b>	<b>12 252</b>	<b>26 057</b>
<b>Other movements in equity</b>									
Allocation of prior year result	-	-	-	-	10 960	-10 960	-	-	-
Acquisitions	-	-	-	-	-	-	-	15 493	15 493
Capital contribution	20 000	-	-	-	-	-	20 000	-	20 000
Change in accounting estimates (note 1.2.)	-	-	-	-	22 951	-	22 951	10 802	33 752
Disposals and other movements in equity	-	-	-	-	905	-	905	-453	452
<b>Total other movements in equity</b>	<b>20 000</b>	<b>-</b>	<b>-</b>	<b>-</b>	<b>34 816</b>	<b>-10 960</b>	<b>43 856</b>	<b>25 841</b>	<b>69 697</b>
<b>Total</b>	<b>30 000</b>	<b>-</b>	<b>644</b>	<b>-16</b>	<b>142 960</b>	<b>13 326</b>	<b>186 914</b>	<b>64 102</b>	<b>251 017</b>

▪ The acquisitions in 2017 are mainly related to the third party share of AluStockach in the metals division and the former Necotrans companies in the logistics division.

▪ In November 2017 it was decided to increase the capital to EUR 30 million by issuing 20 million new shares of EUR 1,00 each by means of a conversion of a shareholders loan. This operation is completed from a legal perspective in early 2018. As the economic effects are already taken into effect in November 2017, this increase in equity is recognized in 2017.



## NOTES TO THE FINANCIAL STATEMENTS

### NOTE 1. ACCOUNTING POLICIES

#### 1.1 Corporate information

The activities of Monaco Resources Group S.A.M. ("Monaco Resources" or "the Company") and its group companies primarily consist of the trading and production of metals and minerals, the trading and production of agricultural commodities, the trading of energy commodities, providing financial, technical and logistical services. The Company has its legal seat at 2, rue de Lujerneta, 98000 Monaco, and is registered with the number 11S05525.

The Company was incorporated as a limited liability company under the laws of Monaco on 5 September 2011 for the purpose of establishing an industrial holding company. Its major shareholder is Cycorp First Investment Ltd. In Cyprus the financial statements of Cycorp First Investment Ltd. are available at the Chamber of Commerce of Cyprus.

The Company has its corporate headquarters in Monaco, which is also the head of the group of legal entities. The consolidated annual accounts comprise the financial information of the Company and of its investments in which it exercises a controlling interest. These investments are fully included in the consolidation.

#### 1.2 Statement of compliance

The consolidated financial statements have been prepared in accordance with International Financial Reporting Standards as adopted by the European Union, and its interpretations adopted by the International Accounting Standards Board (IASB), and are in compliance with the provisions of the laws in Monaco. The above Standards and Interpretations are collectively referred to as "IFRS" in these financial statements. The Company is exempted from its obligation to prepare consolidated financial statements. The Company-only financial statements are prepared in accordance with accounting principles applicable in Monaco and are presented and published separately from the consolidated financial statements. This statutory company-only annual report of the Company prevails over this annual report from a legal perspective. The objective of this report is to provide an overview of the activities of the Company and its subsidiaries.

In 2017, the Company has decided to revise its accounting estimates concerning the valuation of its agricultural land assets and the accounting treatment thereof. In previous years, the value was allocated to the holding and minority shareholding not shown. As an improvement it was decided to allocate the value

in accordance with the shareholding and this led to an increase in third party share in equity (reference is made to E. Consolidated changes in equity). The main improvement is related to the deferred tax liabilities: as a basic principle, the potential future tax impact following the differences between the statutory valuations and the fair values of the agricultural land assets were accounted for as deferred tax liabilities.

The company's review in 2017 revealed that no depreciation is applicable on the agricultural land assets from the various statutory perspectives and/or that any related depreciation will be insignificant. These facts and the applied accounting policy as elaborated in note 1.14 have led to the improved insight that these deferred tax liabilities do not apply. The effects of these changes in accounting estimates are reflected in the other comprehensive income and equity.

#### 1.3 Basis of preparation

The consolidated financial statements have been prepared on the historical cost basis except for certain properties and financial instruments that are measured at revalued amounts or fair values at the end of each reporting period, as explained in the accounting policies below.

Historical cost is generally based on the fair value of the consideration given in exchange for goods and services. Fair value is the price that would be received to sell an asset or paid to transfer a liability in an orderly transaction between market participants at the measurement date, regardless of whether that price is directly observable or estimated using another valuation technique. In estimating the fair value of an asset or a liability, the Group takes into account the characteristics of the asset or liability if market participants would take those characteristics into account when pricing the asset or liability at the measurement date. Fair value for measurement and/or disclosure purposes in these consolidated financial statements is determined on such a basis, except for:

- leasing transactions that are within the scope of IAS 17; and
- measurements that have some similarities to fair value but are not fair value, such as net realizable value in IAS 2 or value in use in IAS 36.

In addition, for financial reporting purposes, fair value measurements are categorized into Level 1, 2 or 3 based on the degree to which the inputs to the fair value

### NOTE 1.

measurements are observable and the significance of the inputs to the fair value measurement in its entirety, which are described as follows:

- Level 1 inputs are quoted prices (unadjusted) in active markets for identical assets or liabilities that the entity can access at the measurement date;
- Level 2 inputs are inputs, other than quoted prices included within Level 1, that are observable for the asset or liability either directly or indirectly; and
- Level 3 inputs are unobservable inputs for the asset or liability.

#### 1.4 New and revised IFRSs

A number of amendments is effective for annual periods that begin on or after 1 January 2017 and have been adapted in preparing these consolidated financial statements. None of these amendments had a significant effect on the financial statements.

The following new and revised IFRSs that are relevant for the Company have been issued but are not yet effective:

- IFRS 9 regarding Financial Instruments.
- IFRS 15 regarding Revenue from Contracts with Customers
- IFRS 16 regarding Leases
- IFRS 2 regarding the classification of share-based payments

The Directors are currently evaluating the impact that these new standards and interpretations will have on the financial statements of the Company.

#### 1.5 Basis of consolidation

The consolidated financial statements incorporate the financial statements of the Company and entities (including structured entities) controlled by the Company and its subsidiaries.

Control is achieved when the Company:

- has power over the investee;
- is exposed or has rights, to variable returns from its involvement with the investee; and
- has the ability to use its power to affect its returns

The Company reassesses whether or not it controls an

investee if facts and circumstances indicate that there are changes to one or more of the three elements of control listed above.

When the Company has less than a majority of the voting rights of an investee, it has power over the investee when the voting rights are sufficient to give it the practical ability to direct the relevant activities of the investee unilaterally.

The Company considers all relevant facts and circumstances in assessing whether or not the Company's voting rights in an investee are sufficient to give it power, including:

- the size of the Company's holding of voting rights relative to the size and dispersion of holdings of the other vote holders;
- potential voting rights held by the Company, other vote holders or other parties;
- rights arising from other contractual arrangements; and
- any additional facts and circumstances that indicate that the Company has, or does not have, the current ability to direct the relevant activities at the time that decisions need to be made, including voting patterns at previous shareholders' meetings.

Consolidation of a subsidiary begins when the Company obtains control over the subsidiary and ceases when the Company loses control of the subsidiary. Specifically, income and expenses of a subsidiary acquired or disposed of during the year are included in the consolidated statement of profit or loss and other comprehensive income from the date the Company gains control until the date when the Company ceases to control the subsidiary.

Profit or loss and each component of other comprehensive income are attributed to the owners of the Company and to the non-controlling interests even if this results in the non-controlling interests having a deficit balance.

When necessary, adjustments are made to the financial statements of subsidiaries to bring their accounting policies into line with the Group's accounting policies.

All intragroup assets and liabilities, equity, income, expenses and cash flows relating to transactions between members of the group are eliminated in full on consolidation.

Changes in the Group's ownership interests in subsidiaries that do not result in the Group losing control over the subsidiaries are accounted for as equity



**NOTE 1.**

transactions. The carrying amounts of the Group's interests and the non-controlling interests are adjusted to reflect the changes in their relative interests in the subsidiaries. Any difference between the amount by which the non-controlling interests are adjusted and the fair value of the consideration paid or received is recognized directly in equity and attributed to owners of the Company.

When the Group loses control of a subsidiary, a gain or loss is recognized in profit or loss and is calculated as the difference between (i) the aggregate of the fair value of the consideration received and the fair value of any retained interest and (ii) the previous carrying amount of the assets (including goodwill, and liabilities of the subsidiary and any non-controlling interests. All amounts previously recognized in other comprehensive income in relation to that subsidiary are accounted for as if the Group had directly disposed of the related assets or liabilities of the subsidiary (i.e. reclassified to profit or loss or transferred to another category of equity as specified/permitted by applicable IFRSs). The fair value of any investment retained in the former subsidiary at the date when control is lost is regarded as the fair value on initial recognition for subsequent accounting under IAS 39, when applicable, the cost on initial recognition of an investment in an associate or a joint venture.

**1.6 Business combinations**

Acquisitions of businesses are accounted for using the acquisition method. The consideration transferred in a business combination is measured at fair value, which is calculated as the sum of the acquisition-date fair values of the assets transferred by the Group, liabilities incurred by the Group to the former owners of the acquiree and the equity interest issued by the Group in exchange for control of the acquiree. Acquisition-related costs are generally recognized in profit or loss as incurred.

At the acquisition date the identifiable assets acquired and the liabilities assumed are recognized at their fair value except that:

- deferred tax assets or liabilities, and assets or liabilities related to employee benefit arrangements are recognized and measured in accordance with IAS 12 Income Taxes and IAS 19 respectively;
- liabilities or equity instruments related to share-based payment arrangements of the acquiree or share-based payment arrangements of the Group entered into to replace share-based payment arrangements of

the acquiree are measured in accordance with IFRS 2 at the acquisition date; and

- assets (or disposal groups) that are classified as held for sale in accordance with IFRS 5 Non-current Assets Held for Sale and Discontinued Operations are measured in accordance with that Standard.

Goodwill is measured as the excess of the sum of the consideration transferred the amount of any non-controlling interest in the acquiree and the fair value of the acquirer's previously held equity interest in the acquiree (if any) over the net of the acquisition-date amounts of the identifiable assets acquired and the liabilities assumed. If, after reassessment, the net of the acquisition-date amounts of the identifiable assets acquired and liabilities assumed exceeds the sum of the consideration transferred, the amount of any non-controlling interests in the acquiree and the fair value of the acquirer's previously held interest in the acquiree (if any), the excess is recognized immediately in profit or loss as a bargain purchase gain.

Non-controlling interests that are present ownership interests and entitle their holders to a proportionate share of the entity's net assets in the event of liquidation may be initially measured either at fair value or at the non-controlling interest proportionate share of the recognized amounts of the acquiree's identifiable net assets. The choice of measurement basis is made on a transaction-by-transaction basis. Other types of non-controlling interest are measured at fair value or, when applicable, on the basis specified in another IFRS.

When the consideration transferred by the Group in a business combination includes assets or liabilities resulting from a contingent consideration arrangement, the contingent consideration is measured at its acquisition-date fair value and included as part of the consideration transferred in a business combination. Changes in the fair value of the contingent consideration that qualify as measurement period adjustments are adjusted retrospectively, with corresponding adjustments against goodwill. Measurement period adjustments are adjustments that arise from additional information obtained during the "measurement period" (which cannot exceed one year from acquisition date) about facts and circumstances that existed at the acquisition date.

The subsequent accounting for changes in the fair value of the contingent consideration that do not qualify as measurement period adjustments depends on how the contingent consideration is classified. Contingent consideration that is classified as equity is

**NOTE 1.**

not re-measured at subsequent reporting dates and its subsequent settlement is accounted for within equity. Contingent consideration that is classified as an asset or a liability is re-measured at subsequent reporting dates in accordance with IAS 39, or IAS 37 Provisions, Contingent Liabilities and Contingent Assets, as appropriate, with the corresponding gain or loss being recognized in profit or loss.

When a business combination is achieved in stages, the Group's previously held equity interest in the acquiree is re-measured to its acquisition-date fair value and the resulting gain or loss, if any, is recognized in profit or loss. Amounts arising from interests in the acquiree prior to the acquisition date that have previously been recognized in other comprehensive income are reclassified to profit or loss where such treatment would be appropriate if that interest were disposed of. If the initial accounting for a business combination is incomplete by the end of the reporting period in which the combination occurs, the Group reports provisional amounts for the items for which the accounting is incomplete. Those provisional amounts are adjusted during the measurement period (see above), or additional assets or liabilities are recognized to reflect new information obtained about facts and circumstances that existed at the acquisition date that, if known, would have affected the amounts recognized at that date.

**1.7 Goodwill**

Goodwill arising on an acquisition of a business is carried at cost as established at the date of acquisition of the business (see note 1.6.) less accumulated impairment losses, if any.

For the purposes of impairment testing, goodwill is allocated to each of the Group's cash-generating units (or groups of cash-generating units) that is expected to benefit from the synergies of the combination.

A cash-generating unit to which goodwill has been allocated is tested for impairment annually, or more frequently when there is an indication that the unit may be impaired. If the recoverable amount of the cash-generating unit is less than its carrying amount, the impairment loss is allocated first to reduce the carrying amount of any goodwill allocated to the unit and then to the other assets of the unit pro rate based on the carrying amount of each asset in the unit. Any impairment loss for goodwill is recognized directly in profit or loss. An impairment loss recognized for goodwill is not reversed in subsequent periods.

On disposal of the relevant cash-generating unit, the attributable amount of goodwill is included in the determination of the profit or loss on disposal.

**1.8 Investments in associates and joint ventures**

An associate is an entity over which the Group has significant influence. Significant influence is the power to participate in the financial and operating policy decisions of the investee but is not control or joint control over those policies.

A joint venture is a joint arrangement whereby the parties that have joint control of the arrangement have rights to the net assets of the joint arrangement. Joint control is the contractually agreed sharing of control of an arrangement, which exists only when decision about the relevant activities require unanimous consent of the parties sharing control. The results and assets and liabilities of associates or joint ventures are incorporated in these consolidated financial statements using the equity method of accounting, except when the investment, or a portion thereof, is classified as held for sale, in which case it is accounted for in accordance with IFRS 5. Under the equity method, an investment in an associate or a joint venture is initially recognized in the consolidated statement of financial position at cost and adjusted thereafter to recognize the Group's share of the profit or loss and other comprehensive income of the associate or joint venture. When the Group's share of losses of an associate or a joint venture exceeds the Group's interest in that associate or joint venture (which includes any long-term interest that, in substance, form part of the Group's net investment in the associate or joint venture), the Group discontinues recognizing its share of further losses. Additional losses are recognized only to the extent that the Group has incurred legal or constructive obligations or made payments on behalf of the associate or joint venture.

An investment in an associate or joint venture is accounted for using the equity method from the date on which the investee becomes an associate or a joint venture. On acquisition of the investment in an associate or a joint venture, any excess of the cost of the investment over the Group's share of the net fair value of the identifiable assets and liabilities of the investee is recognized as goodwill, which is included within the carrying amount of the investment. Any excess of the Group's share of the net fair value of the identifiable assets and liabilities over the cost of the investment, after reassessment, is recognized immediately in profit or loss in the period in which the investment is acquired.



**NOTE 1.**

The requirements of IAS 39 are applied to determine whether it is necessary to recognize any impairment loss with respect to the Group's investment in an associate or a joint venture. When necessary, the entire carrying amount of the investment (including goodwill) is tested for impairment in accordance with IAS 36 Impairment of Assets as a single asset by comparing its recoverable amount (higher of value in use and fair value less costs to sell) with its carrying amount. Any impairment loss recognized forms part of the carrying amount of the investment. Any reversal of that impairment loss is recognized in accordance with IAS 36 to the extent that the recoverable amount of the investment subsequently increases.

The Group discontinues the use of the equity method from the date when the investment ceases to be an associate or a joint venture or when the investment is classified as held for sale. When the group retains an interest in the former associate or joint venture and the retained interest is a financial asset, the Group measures the retained interest at fair value at that date and the fair value is regarded as its fair value on initial recognition in accordance with IAS 39. The difference between the carrying amount of the associate or joint venture at the date the equity method was discontinued, and the fair value of any retained interest and any proceeds from disposing of a part interest in the associate or joint venture is included in the determination of the gain or loss on disposal of the associate or joint venture. In addition the Group accounts for all amounts previously recognized in other comprehensive income in relation to that associate or joint venture on the same basis as would be required if that associate or joint venture had directly disposed of the related assets or liabilities. Therefore, if a gain or loss previously recognized in other comprehensive income by that associate or joint venture would be reclassified to profit or loss on the disposal of the related assets or liabilities, the Group reclassifies the gain or loss from equity to profit or loss (as a reclassification adjustment) when the equity method is discontinued.

The Group continues to use the equity method when an investment in an associate becomes an investment in a joint venture or an investment in a joint venture becomes an investment in an associate. There is no re-measurement to fair value upon such changes in ownership interests.

When the Group reduces its ownership interest in an associate or a joint venture but the Group continues to use the equity method, the Group reclassifies to profit or loss the proportion of the gain or loss that had previously been recognized in other comprehensive

income relating to that reduction in ownership interest if that gain or loss would be reclassified to profit or loss on the disposal of the related assets or liabilities.

When a group entity transacts with an associate or a joint venture of the Group, profits and losses resulting from the transactions with the associate or joint venture are recognized in the Group's consolidated financial statements only to the extent of interest in the associate or joint venture that are not related to the Group.

**1.9 Revenue recognition**

Revenue is measured at the fair value of the consideration received or receivable. Revenue is reduced for estimated customer returns rebates and other similar allowances.

Revenue is recognized when the goods are delivered and titles have passed, at which time all the following conditions are satisfied:

- the Group has transferred to the buyer the significant risks and rewards of ownership of the goods;
- the Group retains neither continuing managerial involvement to the degree usually associated with ownership nor effective control over the goods sold;
- the amounts of revenue can be measured reliably;
- it is probably that the economic benefits associated with the transaction will flow to the Group;
- the costs incurred or to be incurred in respect of the transaction can be measured reliably.

**1.10 Leasing**

Leases are classified as finance leases whenever the terms of the lease transfer substantially all the risks and rewards of ownership to the lessee. All other leases are classified as operating leases.

Assets held under finance leases are initially recognized as assets of the Group at their fair value at the inception of the lease or, if lower, at the present value of the minimum lease payments. The corresponding liability to the lessor is included in the consolidated statement of financial position as a finance lease obligation.

Lease payments are apportioned between finance expenses and reduction of the lease obligation so as to achieve a constant rate of interest on the remaining balance of the liability. Finance expenses are recognized immediately in profit or loss, unless they are directly attributable to qualifying assets, in which case they are capitalized in accordance with the Group's general

**NOTE 1.**

policy on borrowing costs. Contingent rentals are recognized as expenses in the periods in which they are incurred.

Operating lease payments are recognized as an expense on a straight-line basis over the lease term, except where another systematic basis is more representative of the time pattern in which economic benefits from the leased asset are consumed. Contingent rentals arising under operating leases are recognized as an expense in the period in which they are incurred.

In the event that lease incentives are received to enter into operating leases such incentives are recognized as a liability. The aggregate benefit of incentives is recognized as a reduction of rental expense on a straight-line basis, except where another systematic basis is more representative of the time pattern in which economic benefits from the leased asset are consumed.

**1.11 Foreign currencies**

In preparing the financial statements of each individual group entity, transactions in currencies other than the entity's functional currency (foreign currencies) are recognized at the rates of exchange prevailing at the dates of the transactions. At the end of each reporting period, monetary items denominated in foreign currencies are retranslated at the rates prevailing at that date. Non-monetary items carried at fair value that are denominated in foreign currencies are retranslated at the rates prevailing at the date when the fair value was determined. Non-monetary items that are measured in terms of historical costs in a foreign currency are not retranslated.

Exchange differences on monetary items are recognized in profit or loss in the period in which they arise except for:

- Exchange differences on foreign currency borrowings relating to assets under construction for future reductive use which are included in the cost of those assets when they are regarded as an adjustment to interest costs on those foreign currency borrowings.
- Exchange differences on transactions entered into in order to hedge foreign currency risks.
- Exchange differences on monetary items receivable from or payable to a foreign operation for which settlement is neither planned nor likely to occur in the foreseeable future therefore forming part of the net investment in the foreign operation), which are recognized initially in other comprehensive income and reclassified from equity to profit or loss on repayment of

the monetary items.

For the purposes of presenting these consolidated financial statements, the assets and liabilities of the Group's foreign operations are translated into Euros using exchange rates prevailing at the end of each reporting period. Income and expense items are translated at the average exchange rates for the period, unless exchange rates fluctuate significantly during that period, in which case the exchange rates at the dates of the transactions are used. Exchange differences arising, if any, are recognized in other comprehensive income and accumulated in equity (and attributed to non-controlling interests as appropriate).

On the disposal of a foreign operation (i.e. disposal of the Group's entire interest in a foreign operation, or a disposal involving loss of control over a subsidiary that includes a foreign operation, or a partial disposal of an interest in a joint arrangement or an associate that includes a foreign operation of which the retained interest becomes a financial asset) all of the exchange differences accumulated in equity in respect of the operation attributable to the owners of the Company are reclassified to profit or loss.

In relation to a partial disposal of a subsidiary that includes a foreign operation that does not result in the Group losing control over the subsidiary, the proportionate share of accumulated exchange differences are re-attributed to non-controlling interests and are not recognized in profit or loss. For all other partial disposals (i.e. partial disposals of associates or joint arrangements that do not result in the Group losing significant influence or joint control), the proportionate share of the accumulated exchange differences is reclassified to profit or loss.

Goodwill and fair value adjustments to identifiable assets acquired and liabilities assumed through acquisition of a foreign operation are treated as assets and liabilities of the foreign operation and translated at the rate of exchange prevailing at the end of each reporting period. Exchange differences arising are recognized in other comprehensive income.

**1.12 Retirement benefit costs and termination benefits**

Payments to defined contribution retirement benefit plans are recognized as an expense when employees have rendered service entitling them to the contributions.



**NOTE 1.****1.13 Taxation**

Income tax expense represents the sum of the tax currently payable and deferred tax.

The tax currently payable is based on taxable profit for the year. Taxable profit differs from "profit before tax" as reported in the consolidated statement of profit or loss and other comprehensive income, because items of income or expense that are taxable or deductible in other years and items that are never taxable or deductible. The Group's current tax is calculated using tax rates that have been enacted or substantively enacted by the end of the reporting period.

Deferred tax is recognized on temporary differences between the carrying amounts of assets and liabilities in the consolidated financial statements and the corresponding tax based used in the computation of taxable profit. Deferred tax liabilities are generally recognized for all taxable temporary differences. Deferred tax assets are generally recognized for all deductible temporary differences to the extent that it is probable that taxable profits will be available against which those deductible temporary differences can be utilized. Such deferred tax assets and liabilities are not recognized if the temporary difference arises from the initial recognition (other than in a business combination) of assets and liabilities in a transaction that affects neither the taxable profit nor the accounting profit. In addition, deferred tax liabilities are not recognized if the temporary difference arises from the initial recognition of goodwill.

Deferred tax liabilities are recognized for taxable temporary differences associated with investments in subsidiaries and associates, and interests in joint ventures, except where the Group is able to control the reversal of the temporary difference and it is probable that the temporary differences will not reverse in the foreseeable future. Deferred tax assets arising from deductible temporary differences associated with such investments and interests are only recognized to the extent that it is probable that there will be sufficient taxable profits against which to utilize the benefits of the temporary differences and they are expected to reverse in the foreseeable future.

The carrying amount of deferred tax assets is reviewed at the end of each reporting period and reduced to the extent that it is no longer probable that sufficient taxable profits will be available to allow all or part of the asset to be recovered.

Deferred tax liabilities and assets are measured at the

tax rates that are expected to apply in the period in which the liability is settled or the asset realized, based on tax rates (and tax laws) that have been enacted or substantively enacted by the end of the reporting period.

The measurement of deferred tax liabilities and assets reflects the consequences that would follow from the manner in which the Group expects at the end of the reporting period, to recover or settle the carrying amount of its assets and liabilities.

Current and deferred tax are recognized in profit or loss, except when they relate to items that are recognized in other comprehensive income or directly in equity, in which case, the current and deferred tax are also recognized in other comprehensive income or directly in equity respectively. Where current tax or deferred tax arises from the initial accounting for a business combination the tax effect is included in the accounting from the business combination.

**1.14 Property, plant and equipment**

Property, plant and equipment (with the exception of land and buildings) and intangible assets are stated at cost, being the fair value of the consideration given to acquire or construct the asset, including directly attributable costs required to bring the asset to the location or to a condition necessary for operation and the direct cost of dismantling and removing the asset, less accumulated depreciation and any accumulated impairment losses.

Intangible assets include goodwill and off-take contracts. For the accounting policies concerning mineral rights reference is made to note 1.15.

Property, plant and equipment (with the exception of agricultural land) are depreciated to their estimated residual value over the estimated useful life of the specific asset concerned. Identifiable intangible assets with a finite life are amortized on a straight-line basis and/or UOP basis over their expected useful life. Reference is made to note 1.28 for more details on the application of the UOP method. Goodwill is not amortized. Agricultural land assets are valued at Fair Value in accordance with IFRS 13 and changes are accounted for in other comprehensive income.

The major categories of property, plant and equipment (with the exception of land and buildings) and intangible assets are depreciated/amortized on a UOP and/or straight-line basis as follows:

**NOTE 1.**

Land and buildings:	0%
Plant and equipment:	10% - 33% or UoP
Transportation vehicles:	10% - 33%
Other operating assets:	2%

Assets under finance leases, where substantially all the risks and rewards of ownership transfer to the Group as lessee, are capitalized and depreciated over their expected useful lives on the same basis as owned assets or, where shorter, the term of the relevant lease. All other leases are classified as operating leases, the expenditures for which are charged against income over the accounting periods covered by the lease term.

**1.15 Mineral rights**

Mineral rights consist of exploration and evaluation expenditure, mineral resources, mineral reserves, and mineral rights.

Exploration and evaluation expenditure relates to costs incurred on the exploration and evaluation of potential mineral resources and includes costs such as researching and analyzing historical exploration data, exploratory drilling, trenching, sampling and the costs of pre-feasibility studies.

Exploration and evaluation expenditure for each area of interest, other than that acquired from the purchase of another company, is charged to the statement of income as incurred except when:

- the expenditure is expected to be recouped from future exploitation or sale of the area of interest; and it is planned to continue with active and significant operations in relation to the area;
- or at the reporting period end, the activity has not reached a stage which permits a reasonable assessment of the existence of commercially recoverable reserves, in which case the expenditure is capitalized.

Purchased exploration and evaluation assets are recognized at their fair value at acquisition.

Capitalized exploration and evaluation expenditure is recorded as a component of mineral rights in property, plant and equipment. All capitalized exploration and evaluation expenditure is monitored for indications of impairment. Where a potential impairment is indicated, an assessment is performed for each area of interest or at the cash generating unit level. To the extent that capitalized expenditure is not expected to be recovered it is charged to the statement of income.

Mineral reserves, resources and rights (together Mineral Rights) which can be reasonably valued, are recognized

In the assessment of fair values on acquisition, Mineral Rights for which values cannot be reasonably determined are not recognized. Exploitable Mineral Rights are amortized using the UOP over the commercially recoverable reserves and, in certain circumstances, other mineral resources. Mineral resources are included in amortisation calculations where there is a high degree of confidence that they will be extracted in an economic manner.

**1.16 Biological Assets**

Biological assets are measured at fair value less costs to sell, with any change therein recognized in profit or loss.

**1.17 Impairment**

At the end of each reporting period the Group reviews the carrying amounts of its tangible and intangible assets to determine whether there is any indication that those assets have suffered an impairment loss. If any such indication exists, the recoverable amount of the asset is estimated in order to determine the extent of the impairment loss (if any). When it is not possible to estimate the recoverable amount of an individual asset, the Group estimates the recoverable amount of the cash-generating unit to which the asset belongs.

When a reasonable and consistent basis can be identified, Intangible assets with indefinite useful lives and intangible assets not yet available for use are tested for impairment at least annually and whenever there is an indication that the asset may be impaired.

The recoverable amount is the higher of fair value less costs to sell and value in use. In assessing value in use the estimated future cash flows are discounted to their present value using a pre-tax discount rate that reflects current market assessments of the time value of money and the risks specific to the asset for which the estimates of future cash flows have not been adjusted.

If the recoverable amount of an asset (or cash-generating unit) is estimated to be less than its carrying amount the carrying amount of the asset (or cash generating unit) is reduced to its recoverable amount.

An impairment loss is recognized immediately in profit or loss, unless the relevant asset is carried at a revalued

**NOTE 1.**

amount, in which case the impairment loss is treated as a revaluation decrease.

When an impairment loss subsequently reverses, the carrying amount of the asset (or a cash generating unit) is increased to the revised estimate of its recoverable amount but so that the increased carrying amount, does not exceed the carrying amount that would have been determined had no impairment loss been recognized for the asset (or cash-generating unit) in prior years.

A reversal of an impairment loss is recognized immediately in profit or loss unless the relevant asset is carried at a revalued amount, in which case the reversal of the impairment loss is treated as a revaluation increase.

**1.18 Inventories**

Production Inventories are stated at the lower of cost and net realizable value. Costs of inventories are determined on a first-in-first-out basis. Net realizable value represents the estimated selling price for inventories less all estimated costs of completion and costs necessary to make the sale.

The trading inventories are stated at Fair Value less costs to sell.

**1.19 Provisions**

Provisions are recognized when the Group has a present obligation as a result of a past event it is probable that the Group will be required to settle the obligation, and a reliable estimate can be made of the amount of the obligation.

The amount recognized as a provision is the best estimate of the consideration required to settle the present obligation at the end of the reporting period, taking into account the risks and uncertainties surrounding the obligation.

When a provision is measured using the cash flows estimated to settle the present obligation, its carrying amount is the present value of those cash flows (when the effect of the time value of money is material).

When some or all the economic benefits required to settle a provision are expected to be recovered from a third party a receivable is recognized as an asset if it is virtually certain that reimbursement will be received and the amount of the receivable can be measured reliably.

**1.20 Financial instruments**

Financial assets and financial liabilities are recognized when a group entity becomes a party to the contractual provisions of the instruments.

Financial assets and financial liabilities are initially measured at fair value. Transaction costs that are directly attributable to the acquisition or issue of financial assets and financial liabilities (other than financial assets and financial liabilities at fair value through profit or loss) are added to or deducted from the fair value of the financial assets or financial liabilities, as appropriate, on initial recognition. Transaction costs that are directly attributable to the acquisition of financial assets or financial liabilities at fair value through profit or loss are recognized immediately in profit or loss.

Financial assets are classified into the following specified categories: financial assets "at fair value through profit or loss" (FVTPL), "held-to-maturity" investments, "available-for-sale" (AFS) financial assets, and "loans and receivables". The classification depends on the nature and purpose of the financial assets and is determined at the time of initial recognition. All regular way purchases or sales of financial assets are recognized and derecognized on a trade date basis. Regular way purchases or sales are purchases or sales of financial assets that require delivery of assets within the time frame established by regulation or convention in the marketplace.

Financial assets are classified as at FVTPL when the financial asset is either held for trading or it is designated as at FVTPL. These are stated at fair value with any gains or losses arising on re-measurement recognized in profit or loss. The net gain or loss recognized in profit or loss incorporates any dividend or interest earned on the financial asset and is included in the "other gains and losses" line item.

Held-to-maturity investments are non-derivative financial assets with fixed or determinable payments and fixed maturity dates that the Group has the positive intent and ability to hold to maturity. Subsequent to initial recognition, held-to-maturity investments are measured at amortized cost using the effective interest method less any impairment.

AFS financial assets are non-derivatives that are either designated as AFS or are not classified as loans and receivables, held-to-maturity investments, or FVTPL.

Listed redeemable notes held by the Group that are

**NOTE 1.**

traded in an active market are classified as AFS and are stated at fair value at the end of each reporting period. If the Group also has investments in unlisted shares that are not traded in an active market but that are also classified as AFS financial assets these are stated at fair value at the end of each reporting period (because the directors consider that fair value can be reliably measured). Changes in the carrying amount of AFS monetary financial assets relating to changes in foreign currency rates, interest income calculated using the effective interest method and dividends on AFS equity investments are recognized in profit or loss. Other changes in the carrying amount of AFS financial assets are recognized in other comprehensive income and accumulated under the heading of investments revaluation reserve. When the investment is disposed of or is determined to be impaired, the cumulative gain or loss previously accumulated in the investments revaluation reserve is reclassified to profit or loss. Dividends on AFS equity instruments are recognized in profit or loss when the Group's right to receive the dividends is established.

The fair value of AFS monetary financial assets denominated in a foreign currency is determined in that foreign currency and translated at the spot rate prevailing at the end of the reporting period. The foreign exchange gains and losses that are recognized in profit or loss are determined based on the amortized cost of the monetary asset. Other foreign exchange gains and losses are recognized in other comprehensive income.

AFS equity investments that do not have a quoted market price in an active market and whose fair value cannot be reliably measured and derivatives that are linked to and must be settled by delivery of such unquoted equity investments are measured at cost less any identified impairment losses at the end of each reporting period.

**1.21 Loans and Receivables**

Loans and receivables are non-derivative financial assets with fixed or determinable payments that are not quoted in an active market.

Loans and receivables (including trade and other receivables), bank balances and cash, and others are measured at amortized cost using the effective interest method, less any impairment.

**1.22 Impairment of financial assets**

Financial assets, other than those at FVTPL, are assessed for indicators of impairment at the end of each reporting period. Financial assets are considered

to be impaired when there is objective evidence that, as a result of one or more events that occurred after the initial recognition of the financial asset, the estimated future cash flows of the investment have been affected.

For AFS equity investments, a significant or prolonged decline in the fair value of the security below its cost is considered to be objective evidence of impairment. For all other financial assets, objective evidence of impairment could include:

- significant financial difficulty of the issuer or counterparty; or
- breach of contract, such as a default or delinquency in interest or principal payments; or
- it becomes probable that the borrower will enter bankruptcy or financial reorganization; or
- the disappearance of an active market for that financial asset because of financial difficulties.

For certain categories of financial assets, such as trade receivables assets are assessed for impairment on a collective basis even if they were assessed not to be impaired individually. Objective evidence of impairment for a portfolio of receivables could include the Group's past experience of collecting payments, an increase in the number of delayed payments in the portfolio past the average credit period, as well as observable changes in national or local economic conditions that correlate with default on receivables.

For financial assets that are carried at cost, the amount of the impairment loss is measured as the difference between the asset's carrying amount and the present value of the estimated future cash flows discounted at the current market rate of return for a similar financial asset. Such impairment loss will not be reversed in subsequent periods.

The carrying amount of the financial asset is reduced by the impairment loss directly for all financial assets with the exception of trade receivables, where the carrying amount is reduced through the use of an allowance account.

When a trade receivable is considered uncollectible, it is written off against the allowance account. Subsequent recoveries of amounts previously written off are credited against the allowance account. Changes in the carrying amount of the allowance account are recognized in profit or loss.

When an AFS financial asset is considered to be impaired, cumulative gains or losses previously



**NOTE 1.**

recognized in other comprehensive income are reclassified to profit or loss in the period.

For financial assets measured at amortized cost, if, in a subsequent period, the amount of the impairment loss decreases and the decrease can be related objectively to an event occurring after the impairment was recognized, the previously recognized impairment loss is reversed through profit or loss to the extent that the carrying amount of the investment at the date the impairment is reversed does not exceed what the amortized cost would have been had the impairment not been recognized.

In respect of AFS equity securities, impairment losses previously recognized in profit or loss are not reversed through profit or loss. Any increase in fair value subsequent to an impairment loss is recognized in other comprehensive income and accumulated under the heading of investments revaluation reserve. In respect of AFS debt securities, impairment losses are subsequently reversed through profit or loss if an increase in the fair value of the investment can be objectively related to an event occurring after the recognition of the impairment loss.

**1.23 De-recognition of financial assets**

The Group derecognizes a financial asset when the contractual rights to the cash flows from the asset expire, or when it transfers the financial asset and substantially all the risks and rewards of ownership of the asset to another party.

If the Group neither transfers nor retains substantially all the risks and rewards of ownership and continues to control the transferred asset, the Group recognizes its retained interest in the asset and an associated liability for amounts it may have to pay. If the Group retains substantially all the risks and rewards of ownership of a transferred financial asset, the Group continues to recognize the financial asset and also recognizes a collateralized borrowing for the proceeds received.

On de-recognition of a financial asset in its entirety, the difference between the asset's carrying amount and the sum of the consideration received and receivable and the cumulative gain or loss that had been recognized in other comprehensive income and accumulated in equity is recognized in profit or loss.

On de-recognition of a financial asset other than its entirety (e.g. when the Group retains an option to repurchase part of a transferred asset), the group

allocates the previous carrying amount of the financial asset between the part it continues to recognize under continuing involvement, and the part it no longer recognizes on the basis of the relative fair values of those parts on the date of the transfer. The difference between the carrying amount allocated to the part that is no longer recognized and the sum of the consideration received for the part no longer recognized and any cumulative gain or losses allocated to it that had been recognized in other comprehensive income is recognized in profit or loss. A cumulative gain or loss that had been recognized in other comprehensive income is allocated between the part that continues to be recognized and the part that is no longer recognized on the basis of the relative fair values of those parts.

**1.24 Financial liabilities and equity instruments**

Debt and equity instruments issued by a group entity are classified as either financial liabilities or as equity in accordance with the substance of the contractual arrangements and the definitions of a financial liability and an equity instrument.

An equity instrument is any contract that evidences a residual interest in the assets of an entity after deducting all of its liabilities. Equity instruments issued by a group entity are recognized at the proceeds received, net of direct issue costs.

Repurchase of the Company's own equity instruments is recognized and deducted directly in equity. No gain or loss is recognized in profit or loss on the purchase, sale issue or cancellation of the Company's own equity instruments.

**1.25 Financial liabilities**

Financial liabilities are classified as either financial liabilities "at FVTPL" or "Other financial liabilities".

Financial liabilities are classified as at FVTPL when the financial liability is either held for trading or it is designated as at FVTPL. A financial liability is classified as held for trading if:

- It has been incurred principally for the purpose of repurchasing in the near term; or
- On initial recognition it is part of a portfolio of identified financial instruments that the Group manages together and has a recent actual pattern of short-term profit taking; or
- It is a derivative that is not designated and effective as hedging instrument.

**NOTE 1.**

A financial liability other than held for trading may be designated as at FVTPL upon initial recognition if:

- Such designation eliminates or significantly reduces a measurement or recognition inconsistency that would otherwise arise; or
- The financial liability forms part of a group of financial assets or financial liabilities or both, which is managed and its performance is evaluated on a fair value basis, in accordance with the Group's documented risk management or investment strategy, and information about the grouping is provided internally on that basis ; or
- It forms part of a contract containing one or more embedded derivatives, and IAS 39 permits the entire combined contract to be designated as at FVTPL.

Financial liabilities at FVTPL are stated at fair value, with any gains or losses arising on re-measurement recognized in profit or loss. The profit or loss recognized in profit or loss incorporates any interest paid on the financial liability and is included in the "other gains and losses"-line item.

Other financial liabilities (including borrowings and trade and other payables) are subsequently measured at amortized cost using the effective interest method.

The effective interest method is a method of calculating the amortized cost of a financial liability and of allocating interest expense over the relevant period. The effective interest rate is the rate that exactly discounts estimated future cash payments (including all fees and points paid or received that form an integral part of the effective interest rate, transaction costs, and other premiums or discounts) through the expected life of the financial liability or (where appropriate) a shorter period, to the net carrying amount on initial recognition.

**1.26 De-recognition of financial liabilities**

The Group derecognizes financial liabilities when, and only when, the Group's obligations are discharged, cancelled or they expire. The difference between the carrying amount of the financial liability derecognized and the consideration paid and payable is recognized in profit or loss.

**1.27 Derivatives and hedging activities**

Derivative instruments, which mainly include contracts to sell or purchase commodities that do not meet the own use exemption, as well as FX derivatives to a minor extend, are initially recognize at fair value when the

Company becomes a party to the contractual provisions of the instrument and are subsequently re-measured to fair value at the end of each reporting period. Fair values are determined using quoted market prices, dealer price quotations or using models and other valuation techniques, the key inputs for which include current market and contractual prices of the underlying instrument, time to expiry, yield curves, volatility of the underlying instrument and counterparty risk.

Gains and losses on derivative instruments for which hedge accounting is not applied, other than the revenue adjustment mechanism embedded within provisionally priced sales, are recognized in cost of goods sold.

Those derivatives qualifying and designated as hedges are either

- (i) a Fair Value Hedge of the change in fair value of a recognized asset or liability or an unrecognized firm commitment, or
- (ii) a Cash Flow Hedge of the change in cash flows to be received or paid relating to a recognized asset or liability or a highly probably transaction.

A change in the fair value of derivatives designated as a Fair Value Hedge is reflected together with the change in the fair value of the hedged item in the statement of income.

A change in the fair value of derivatives designated as a Cash Flow Hedge is initially recognized as a cash flow hedge reserve in shareholders' equity. The deferred amount is then released to the statement of income in the same periods during which the hedged transaction affects the statement of income. Hedge ineffectiveness is recorded in the statement of income when it occurs.

When a hedging instrument expires or is sold, or when a hedge no longer meets the criteria for hedge accounting, any cumulative gain or loss existing in equity at that time remains in shareholders' equity and is recognized in the statement of income when the committed or forecast transaction is ultimately recognized in the statement of income.

A derivative may be embedded in a "host contract". Such combinations are known as hybrid instruments and at the date of issuance, the embedded derivative is separated from the host contract and accounted for as a stand-alone derivative if the criteria for separation are met. The host contract is accounted for in accordance with its relevant accounting policy.

**NOTE 1.****1.28 Critical accounting policies, key judgments and estimates**

The preparation of the consolidated financial statements requires management to make estimates and assumptions that affect the reported amounts of assets and liabilities as well as the disclosure of contingent assets and liabilities at the date of the financial statements and the reported amounts of revenues and expenses during the reporting period.

The estimates and associated assumptions are based on historical experience and other factors that are considered to be relevant. Actual outcomes could differ from those estimates. Reference is made to note 1.2 concerning the changes in accounting estimates that are applied in 2017.

The Company has identified the following areas as being critical of understanding the Company's financial position as they require management to make complex and/or subjective judgments and estimates about matters that are inherently uncertain:

**Depreciation and amortisation of property plant and equipment and mineral rights**

Mineral rights and certain plant and equipment are depreciated / amortized using UOP rate of depreciation / amortisation, and therefore the annual charge to operations, can fluctuate from initial estimates.

This could generally result when there are significant changes in any of the factors or assumptions used in estimating mineral reserves, notably changes in the geology of the reserves and assumptions used in determining the economic feasibility of the reserves.

Such changes in reserves could similarly impact the useful lives of assets depreciated on a straight line basis, where those lives are limited to the life of the project, which in turn is limited to the life of the proven and probably mineral reserves.

Estimates of proven and probable reserves are prepared by experts in extraction, geology and reserve determination.

Assessments of extraction, geology and reserve determination, assessments of UOP rates against the estimated reserve and resource base and the operating and development plan are performed regularly.

**Impairments**

Investments in Associates and other investments, advances, and loans and property, plant and equipment, and intangible assets are reviewed for impairment whenever events or changes in circumstances indicate that the carrying value may not be fully recoverable or at least annually for goodwill and other indefinite life intangible assets.

If an asset's recoverable amount is less than the assets' carrying amount, an impairment loss is recognized. Future cash flow estimates which are used to calculate the asset's fair value are based on expectations about future operations primarily comprising estimates about production and sales volumes, commodity prices, reserves and resources, operating rehabilitations and restoration costs and capital expenditures. Changes in such estimates could impact recoverable values of these assets.

Estimates are reviewed regularly by management.

**Valuation of derivative instruments**

Derivative instruments are carried at fair value and the company evaluates the quality and reliability of the assumptions and data used to measure fair value in the three hierarchy levels, Level 1, 2 and 3, as prescribed by IFRS 7.

Fair values are determined in the following ways: externally verified via comparison to quoted market prices in active markets (Level 1); by using models with externally verifiable inputs (Level 2); or using alternative procedures such as comparison to comparable instruments and/or using models with unobservable market inputs requiring the Company to make market based assumptions (Level 3).

**Provisions**

The amount recognized as a provision, including tax, legal, restoration and rehabilitation, contractual and other exposures or obligations is the best estimate of the consideration required to settle the related liability, including any related interest charges, taking into account the risks and uncertainties surrounding the obligation. The Group assesses its liabilities and contingencies based upon the best information available, relevant tax laws and other appropriate requirements.

**NOTE 1.****Fair Value measurements**

In addition to recognizing derivative instruments at fair value, as discussed above, an assessment of fair value of assets and liabilities is also required in accounting for other transactions most notably, business combinations and disclosures related to fair values of marketing inventories, financial assets and liabilities. In such instances, fair value measurements are estimated based on the amounts for which the assets and liabilities could be exchanged at the relevant transaction date or reporting period end, and are therefore not necessarily reflective of the likely cash flow upon actual settlements. Where fair value measurements cannot be derived from publicly available information, they are estimated using models and other valuation methods. To the extent possible, the assumptions and inputs take into account externally verifiable inputs. However, such information is by nature subject to uncertainty; particularly where comparable market based transactions rarely exist. The company applies the fair value model to its agricultural land assets for which valuations are obtained using generally accepted valuation techniques that have been reviewed and approved by third party experts.



## NOTE 2. SEGMENT INFORMATION

### 2.1 General

The Company is organized in five divisions, Metals and Minerals, Agribusiness, Energy, Logistics and Technology and Investment and Finance. This structure is used by management to assess the performance of the Company.

The Metals and Minerals division, headed by Metalcorp Group B.V., based in Amsterdam, has two business areas – ferrous and non-ferrous operations. The ferrous business segment is focused on producing steel pipes and tubes as well as trading a variety of steel products and steel-related raw materials. The non-ferrous business segment specializes in producing aluminium slabs, copper granulate and trading a variety of non-ferrous metals, and delivering a bauxite and alumina complex.

The Agribusiness division consists of two distinct

business streams – agriculture and food processing. In the agribusiness, the Group is developing a number of agricultural farming projects in Africa. In the food-processing business, the Group has acquired an existing food production facility.

In the Energy division, the Group is analyzing investment opportunities resulting from the downturn in the petroleum market.

In the Logistics and Technology division, the Group is developing further its logistics capabilities and has established a technical services business unit and has acquired a portfolio of companies conducting its business activities in port and airport operations.

The Investment and Finance division is focused on developing investment structures and finance structures related to natural resources.

### 2.2 Segment Revenues and Results

The following is an analysis of the Group's revenue, gross profit ("GM") and results from continuing operations by reportable segment.

EUR 1,000	Revenue		GM		Non-current assets	
	2017	2016	2017	2016	2017	2016
Metals and minerals	592 688	422 557	46 922	32 332	162 189	163 284
Agribusiness	19 184	8 507	5 515	5 458	126 564	113 987
Logistics and technical services	40 618	7 000	37 895	4 978	31 339	739
Other	3 549	113	3 713	2 043	10 710	17 270
<b>Total</b>	<b>656 039</b>	<b>438 177</b>	<b>94 045</b>	<b>44 811</b>	<b>330 802</b>	<b>295 280</b>

Segment revenue reported above represents revenue generated from external customers. Apart from service fees charged between entities for services provided, there were no inter-segment sales in the current year.

The accounting policies of the reportable segments are the same as the Group's accounting policies described in note 1.

## NOTE 2.

### 2.3 Segment Assets and Liabilities

The following is an analysis of the Group's assets and liabilities by reportable segment.

EUR 1,000	Assets		Liabilities	
	2017	2016	2017	2016
Metals and minerals	377 559	322 877	246 339	255 091
Agribusiness	136 990	151 672	22 872	48 687
Logistics and technical services	74 830	5 119	48 846	5 216
Other	20 791	7 774	41 096	23 186
<b>Total</b>	<b>605 259</b>	<b>487 442</b>	<b>354 242</b>	<b>332 180</b>

EUR 1,000	Depreciation and amortization		Additions to non-current assets	
	2017	2016	2017	2016
Metals and minerals	1 071	872	-1 095	5 908
Agribusiness	412	192	12 577	19 408
Logistics and technical services	729	150	30 600	739
Other	6	-14	-6 560	2 680
<b>Total</b>	<b>2 218</b>	<b>1 200</b>	<b>35 522</b>	<b>28 735</b>

The additions to non-current assets in the trading division also include the additions of financial instruments as reported in Note 8 Financial Fixed

Assets. It is included in this overview, as it is a significant position that is reported to management on a regular basis.

### 2.4 Geographical Information

The Group operates globally and operations are managed by the following geographical analysis:

EUR 1,000	Revenue	
	2017	2016
<b>Region</b>		
Europe	512 449	276 112
Middle East	6 903	51 285
Asia-Pacific	36 940	81 222
Americas	13 546	9 747
Africa	86 201	19 811
<b>Total</b>	<b>656 039</b>	<b>438 177</b>

The allocation of Revenue is based on the country of incorporation of the sales counterparty. This may not necessarily be the country of the counterparty's ultimate

parent and/or final destination of product. None of the Group's customers contribute over 10% of revenue.

## NOTE 3. EXPENSES

EUR 1.000	2017	2016
<b>Selling expenses</b>		
Personnel	5 659	4 096
Sales and marketing expenses	281	54
<b>Total selling expenses</b>	<b>5 940</b>	<b>4 150</b>
<b>Administrative expenses</b>		
Personnel and other operating expenses	34 635	15 460
Professional services fees	5 043	2 684
Facilities and offices	4 594	2 742
Depreciation and amortization	2 107	1 200
<b>Total administrative expenses</b>	<b>46 379</b>	<b>22 086</b>
<b>Operating expenses</b>	<b>52 319</b>	<b>26 236</b>
<b>Breakdown: depreciation and amortization</b>		
Property Plant and Equipment	1 977	1 133
Intangible assets	241	67
<b>total depreciation and amortization</b>	<b>2 218</b>	<b>1 200</b>
Allocated to production costs	-111	-
<b>As included in administrative expenses</b>	<b>2 107</b>	<b>1 200</b>

The average number of employees of the Group during the year, converted to full-time equivalents was 2.043 of which 45 are employed in Monaco. In the personnel expenses an amount of EUR 2.510

thousand related to social security premiums and an amount of EUR 282 thousand related to pension premiums are included.

## NOTE 4. FINANCIAL INCOME AND EXPENSES

EUR 1.000	2017	2016
<b>Financial income and expense</b>		
Other interest income and similar income	5	341
Interest expenses and similar charges	-17 785	-11 089
Other financing result	-3 582	664
<b>Total financial income and expense</b>	<b>-21 362</b>	<b>-10 084</b>
<b>Income from foreign exchange</b>		
Forex gains	6 641	4 465
Forex losses	-4 480	-3 075
<b>Total income from foreign exchange</b>	<b>2 161</b>	<b>1 390</b>
<b>Total financial income and expense</b>	<b>-19 201</b>	<b>-8 694</b>

## NOTE 5. TAXATION

Income taxes consist of the following:

EUR 1.000		2017		2016
	%	EUR	%	EUR
Taxable result		22 404		13 357
Tax burden based on Monegasque nominal rate	33,3%	7 461	33,3%	4 452
Tax rate differences.	-9,4%	-2 098	-6,2%	-2 551
<b>Taxation on result on ordinary activities</b>	<b>23,9%</b>	<b>5 363</b>	<b>16,8%</b>	<b>1 901</b>

The effective tax rate on the group results from the statutory Monegasque corporate income tax rate applicable to the Company mainly due to its activities in other European countries, the newly acquired logistics operations and the increased activity in the farming operations in Africa.

The movement in the deferred tax liability is mainly related to the value adjustments of agricultural land assets that led to a release following the change in accounting estimate as explained in note 1.2. (IAS 8.37). The effect is reflected through other comprehensive income.



## NOTE 6. PROPERTY PLANT AND EQUIPMENT

The movements in Property plant and equipment are as follows:

EUR 1,000	Agricultural land	Land and buildings	Plant and machinery	Transportation vehicles	Other operating assets	Mineral rights	Total
<b>Gross carrying amount</b>							
1 January 2016	93 081	15 990	24 210	-	3 306	86 993	223 580
Additions	-	470	1 652	307	130	5 632	8 191
Acquisition	-	2 263	-	-	-	-	2 263
Revaluation	16 698	-	-	-	-	-	16 698
<b>31 December 2016</b>	<b>109 779</b>	<b>18 723</b>	<b>25 862</b>	<b>307</b>	<b>3 436</b>	<b>92 625</b>	<b>250 732</b>
<b>Accumulated depreciation and impairments</b>							
1 January 2016	-	143	6 518	-	1 916	-	8 577
Depreciation	-	-	822	143	168	-	1 133
<b>31 December 2016</b>	<b>-</b>	<b>143</b>	<b>7 340</b>	<b>143</b>	<b>2 084</b>	<b>-</b>	<b>9 710</b>
<b>Net book value at 31 December 2016</b>	<b>109 779</b>	<b>18 580</b>	<b>18 522</b>	<b>164</b>	<b>1 352</b>	<b>92 625</b>	<b>241 022</b>
EUR 1,000	Agricultural land	Land and buildings	Plant and machinery	Transportation vehicles	Other operating assets	Mineral rights	Total
<b>Gross carrying amount</b>							
1 January 2017	109 779	18 723	25 862	307	3 436	92 625	250 732
Additions	-	3 316	10 864	-	3 795	2 288	20 263
Acquisition	-	2 290	1 129	5 212	1 649	-	10 280
Disposals	-	-	-	-	-	-5 757	-5 757
Revaluation	8 881	-	-	-	-	-	8 881
<b>31 December 2017</b>	<b>118 660</b>	<b>24 329</b>	<b>37 855</b>	<b>5 519</b>	<b>8 880</b>	<b>89 156</b>	<b>284 399</b>
<b>Accumulated depreciation and impairments</b>							
1 January 2017	-	143	7 340	143	2 084	-	9 710
Depreciation	-	-	1 096	302	579	-	1 977
<b>31 December 2017</b>	<b>-</b>	<b>143</b>	<b>8 436</b>	<b>445</b>	<b>2 663</b>	<b>-</b>	<b>11 687</b>
<b>Net book value at 31 December 2017</b>	<b>118 660</b>	<b>24 186</b>	<b>29 419</b>	<b>5 074</b>	<b>6 217</b>	<b>89 156</b>	<b>272 712</b>

## NOTE 6.

**Agricultural land**

The agricultural land assets are related to the assets held in Ghana, Republic of Congo, Republic of Guinea and Madagascar.

In 2017, the Company decided to start its activities in Ghana and to sell its operation in Cameroon.

The overview of the assets is as follows:

**Ghana:** 20,000ha secured lands for the cultivation of crops: maize, soybean and poultry breeding. Our operation includes a waterway and grain drying facility.

**Republic of Congo:** 69,000ha lands for the cultivation of crops, mainly rice - 50 years lease in Dolisie/Louvakou.

**Republic of Guinea:** 1,350ha lands for farming in Moriah for the cultivation of seed rice and Bouliwell - Duration of 35 years.

**Madagascar:** 132ha of land for the cultivation of vanilla and spices - Long-term leases of 99 years. Our operation owns processing and storage facilities.

The valuation is executed by internal experts and then reviewed and confirmed by third party experts. As there is no direct market or comparable market data available, the fair value is determined in accordance with the level 3 principles under IFRS. This means that the valuation is based on generally accepted valuation methods (discounted cash flow models). The main parameters used are local sales prices, expenses and investments that are derived from company data or other sources and converted to the applicable situation. The weighted average costs of capital that is used in the calculations ranges from 8,37% to 9,56%.

In order to improve the annual report, additional classes of equity are included in this movement compared to the previous year. As a result, the allocation of comparing figures to the various classes has been updated.

**Buildings, Plant and Machinery and Transportation Vehicles**

The Buildings as well as the Plant and Machinery as at 1 January 2017 mainly represent the production facilities in the Metals division (BAGR, CRI and Nikolaïdis) and the food production facility of Bonum.

Part of the equipment for the BAGR facilities is leased for which reference is made to Note 15 – Leasing.

The acquisitions of 2017 are mainly related to Nectar and the former Necotrans companies that were acquired by the Logistics division and AluStockach GmbH that was acquired by the Metals division. The additions of 2017 are mainly related to expansion of the agricultural activities as well as capitalized maintenance expenses that extend the economic life of the metals production facilities, which are written off in line with the accounting principles as set out in Note 1.

**Other operating assets**

This line item is mainly related to offices and office equipment all activities around the globe. The additions consist of small refurbishments and replacement of equipment.

**Mineral rights**

The additions in Mineral rights are related to the further development of Societe des Bauxites de Guinee, an integrated bauxite and alumina facility in Guinea. The divestment relates to the sale of our bauxite project in Sierra Leone, Minerals and Mining. For the accounting treatment of Mineral rights reference is made to note 1.15

**Impairment**

The annual impairment test did not lead to any write offs. For the accounting treatment of impairments, reference is made to note 1.16.

## NOTE 7. INTANGIBLE FIXED ASSETS

A summary of the movements of intangible fixed assets is given below:

EUR 1,000	Contract based intangible assets	Goodwill	Other intangible assets	Total
<b>Gross carrying amount</b>				
1 January 2016	12 588	33 285	995	46 868
Additions	-	282	114	396
Exchange rate differences	131	-	-	131
<b>31 December 2016</b>	<b>12 719</b>	<b>33 567</b>	<b>1 109</b>	<b>47 395</b>
<b>Accumulated amortization and impairments</b>				
1 January 2016	-	-	933	933
Eliminated on disposals of assets	-	8 151	-	8 151
Amortization	-	-	67	67
<b>31 December 2016</b>	<b>-</b>	<b>8 151</b>	<b>1 000</b>	<b>9 151</b>
<b>Net book value at 31 December 2016</b>	<b>12 719</b>	<b>25 416</b>	<b>109</b>	<b>38 244</b>

EUR 1,000	Contract based intangible assets	Goodwill	Other intangible assets	Total
<b>Gross carrying amount</b>				
1 January 2017	12 719	33 567	1 109	47 395
Acquisitions	-	9 029	1 236	10 265
<b>31 December 2017</b>	<b>12 719</b>	<b>42 596</b>	<b>2 345</b>	<b>57 660</b>
<b>Accumulated amortization and impairments</b>				
1 January 2017	-	8 151	1 000	9 151
Amortization	241	-	-	241
<b>31 December 2017</b>	<b>241</b>	<b>8 151</b>	<b>1 000</b>	<b>9 392</b>
<b>Net book value at 31 December 2017</b>	<b>12 478</b>	<b>34 445</b>	<b>1 345</b>	<b>48 268</b>

The Contract based Intangible assets are related to a portfolio of supply contracts that the Company obtained through past acquisitions. No impairment of these finite-life intangible assets was recognized during 2017, as the fair value less costs to sell of the related cash-generating units was in excess of their carrying amounts. The contracts are amortized in accordance with the unit-production method. The production related to these contracts has started or is expected to commence within one to four years. The contracts are expected to produce over a period between 10 and 16 years. The valuation of these contracts is assessed by calculating the net present values of the supply that will be provided over the contract-term using long term price forecast for the metals provided by third parties. As the contracts relate to operations that are in development, the discount rates are set at similar levels used for project development applicable to the regions in which the operations are located.

Goodwill is related to the investments in the production activities (2017: EUR 20.820 thousand; 2016: EUR 20.820 thousand), the trading, logistics and technology activities (2017: EUR 11.125 thousand;

2016: EUR 2.096 thousand); and the acquired structure of the investment funds (2017: EUR 2.500 thousand; 2016: EUR 2.500 thousand). Included in the increase in goodwill are amounts relating to the acquisition of a number of operating businesses in the Logistics and Technical Services division. The recoverable amount of each cash-generating unit, used in the annual impairment tests performed in the fourth quarter, is based on its value in use. Key assumptions used in the impairment tests for the cash-generating units were sales growth rates, operating result and the rates used for discounting the projected cash flows. These cash flow projections were determined using management's internal forecasts that cover a period of 5 years, based on the financial plans as approved by the Company's management. The annual impairment test did not lead to any impairments of goodwill. The present value of estimated cash flows has been calculated using a pre-tax discount rate of 8,7% in respect of our trading activities and 11,1% in respect of our production activities. The pre-tax discount rate reflects the current market assessment of the time value of money and the specific risks of the cash-generating unit.

## NOTE 8. FINANCIAL FIXED ASSETS

EUR 1,000	Associated companies	Other receivables	Total
<b>Book Value</b>			
Balance at 1 January 2016	26	5 578	5 604
Additions	3 581	6 890	10 471
Sales, redemptions	-26	-35	-61
<b>Balance at 31 December 2016</b>	<b>3 581</b>	<b>12 433</b>	<b>16 014</b>
<b>Book Value</b>			
Balance at 1 January 2017	3 581	12 433	16 014
Additions	5 521	-	5 521
Sales, redemptions and other	-	-11 713	-11 713
<b>Balance at 31 December 2017</b>	<b>9 102</b>	<b>720</b>	<b>9 822</b>

The "Associated companies" mainly consist of investments in port operations in the Philippines and Gabon as well as the investment in a precious metals project in Australia.

The "Other receivables" are mainly related to deposits that have been provided to service providers for utilities of port operation facilities.

## NOTE 9. INVENTORIES

EUR 1,000	31/12/2017	31/12/2016
<b>Manufacturing</b>		
Raw materials and consumables	8 447	5 033
Finished products	11 821	760
<b>Trading</b>		
Finished products	19 864	29 073
<b>Agriculture</b>		
Raw materials and consumables	69	12
Work in process	271	990
Finished goods	392	74
<b>Total inventories</b>	<b>40 864</b>	<b>35 942</b>

### Manufacturing

The manufacturing inventories consist of finished products and raw materials and consumables of BAGR, CRI, Stockach and Nikolaïdis. The finished products are already sold and in the course of delivery to the client.

### Trading

The trading inventories are commodities that are already sold by, but still held by the Trading companies as the Company still retains the principal risks and rewards of ownership. These inventories are pledged as a security for trade finance facilities.

### Agricultural

The raw materials and consumables are the acquired

input resources for the new harvests in the various companies. The finished goods are mainly related to the vanilla operation in Madagascar. All material is pre-sold, which implies that the Company does not run any price risk. Work progress is related to harvested paddy rice that is being processed in white rice and qualifies as agricultural assets as defined in IAS 41. This stock is valued at fair value by using the sales prices minus costs to sell and costs to process further. These costs are based on experience figures and the impact on the P&L amounts to EUR 254 thousand.

### Impairments

No impairment has been recorded for the inventories during the year.



## NOTE 10. RECEIVABLES, PREPAYMENTS AND ACCRUED INCOME

EUR 1.000	31/12/2017	31/12/2016
Trade receivables	110 519	95 530
Shareholder	8 457	5 951
Associated companies	-	-
Related parties	1 144	1 566
Other receivables	37 978	12 323
Taxation	1 221	2 738
Prepayments and accrued income	13 328	25 335
<b>Total receivables, prepayments and accrued income</b>	<b>172 647</b>	<b>143 443</b>

Part of the trade receivables are pledged as collateral for trade financed loans. The credit risk of the Trade receivables is insured at renowned insurance firms and all related due trade receivables were collected in the first quarter of 2017.

Prepayments and accrued income include prepayments for material purchased and down payments received from customers.

Within other receivables an amount of EUR 10,8 million

is included concerning products already delivered and to be invoiced to a customer. Furthermore, a deferred royalty is included at a net present value of EUR 4,7 million (2016: EUR 4,7 million).

This deferred royalty is related to the manganese project, which was initiated by Metalcorp and now being further developed by a third party. The Company is entering in discussions to collect this receivable. The Company deems it reasonable to expect the stated amount out of the total nominal value of USD 7,0 million.

## NOTE 11. SECURITIES

EUR 1.000	01/01/2016	Acquisition	Disposal	Revaluation	31/12/2016
Unlisted securities	730	-	-4	25	751
Listed securities	106	-	-	-106	-
<b>Total</b>	<b>6 136</b>	<b>-</b>	<b>-4</b>	<b>-81</b>	<b>6 051</b>

EUR 1.000	01/01/2017	Acquisition	Disposal	Revaluation	31/12/2017
Unlisted securities	751	-	-	-121	630
Listed securities	-	-	-	-	-
<b>Total</b>	<b>751</b>	<b>-</b>	<b>-</b>	<b>-121</b>	<b>630</b>

These securities are held, mainly to secure off-take contracts and are valued at market value.

## NOTE 12. CASH AND CASH EQUIVALENTS

An amount of EUR 13,2 million of the Cash and Cash Equivalents is restricted as this cash is mainly deposited at multiple renowned trade finance banks and serve as cash collateral for trade finance transactions at 31 December 2017.

Trade finance has a self-liquidating character, which means that the cash becomes unrestricted upon

completion of the trade finance transaction.

Furthermore, an amount of EUR 23.759 thousand is deposited on an escrow account as part of the placement of a new Metalcorp Group bond (see note 14) in order to secure the repayment of the Metalcorp Group bond that matures on 27 June 2018.

## NOTE 13. SHARE CAPITAL AND RESERVES

The movement in Equity is provided in E. Consolidated statement of changes in equity.

### Issued Share Capital

The share capital amounts to EUR 10 million divided into 10 million ordinary shares with a nominal value of EUR 1,00 each, owned 100% by Cycorp First Investment Ltd. In November 2017 it was decided to increase the capital to EUR 30 million by issuing 20 million new shares of EUR 1,00 each by means of a conversion of a shareholders loan. This operation is completed from a legal perspective in early 2018. As the economic effects are already taken into effect in November 2017, this increase in equity is recognized in 2017.

### Translation Reserve

The translation reserve comprises of all foreign exchange differences arising from the translation of the financial statements of foreign operations as well as from the translation of intercompany loans of permanent nature.

### Revaluation Reserve

This reserve is related to the result that applies to the revaluations of assets is non-distributional and allocated to the revaluation reserve.

## NOTE 14. LIABILITIES

EUR 1.000	31/12/2017	31/12/2016
<b>Subordinated borrowings</b>		
Shareholder	10 680	30 712
	<b>10 680</b>	<b>30 712</b>
<b>Long-term liabilities</b>		
Bank loans (> 1 year)	3 677	1 789
Bonds	113 405	67 978
Long term leasing	1 361	4 182
Other Long-term Liabilities	6 283	4 220
	<b>124 725</b>	<b>78 169</b>
<b>Current liabilities and accruals</b>		
Bank loans (< 1 year)	83 166	94 766
Short term portion of bonds	42 720	-
Short term portion of leasing	233	464
Trade payables	59 085	69 675
Related parties payable	1 397	819
Taxes and social security charges payable	3 404	3 943
Other current liabilities	9 958	1 590
Accrued liabilities and deferred income	14 961	12 990
	<b>214 924</b>	<b>184 247</b>

### Subordinated Borrowings

The subordinated borrowings are provided by the shareholder of the group and carry an interest rate of 0,5%. The loan is provided for an indefinite period.

### Long Term Liabilities

The Long term liabilities are those bank loans and lease obligations which are due in more than 1 year. None of these are due in more than 7 years.

#### Bank loans (>1 year)

This line item represents the multiple long-term facilities from local credit institutions in the logistics division and none of these are due in more than 7 years. The interest rate of these loans are between 7.5% and 9% per annum.

#### Bonds

The major part of the bonds is represented by the bonds that were launched in 2017 by Metalcorp Group (EUR 70 million and EUR 50 million). The term of both bonds is 5 years with an interest of 7,00% per annum. The Fair value of the bonds amount to EUR 115,1 million at 31 December 2017. These placements have secured the repayment of the Metalcorp Group bond that expires on 27 June 2018 which is reflected under current liabilities as "current portion of bonds" (hereinafter: the "2013-2018 Bond"). Out of these bond proceeds EUR 6,2 million was used to buy back and an amount of EUR 25.6 million was used to exchange the 2013-2018

The decrease is related to the conversion of this shareholder loan into equity. Reference is made to note 12.

bond to reduce the outstanding volume from EUR 75 million to EUR 43,2 million. In line with the conditions of the new EUR 70 million bond, an amount of EUR 23,8 million is on an escrow account and reflected under cash and cash equivalents in order to secure the repayment of the 2013-2018 bond.

A smaller part of the bonds represented by the bond that was launched by Agro Resources Group in 2015 on the Frankfurt Exchange. The term is 5 years (maturity on 17 June 2021) with an interest of 8% per annum. The Fair value of the bonds amount to EUR 5.396 thousand at 31 December 2017.

#### Long-term leasing

With regards to Long term leasing, reference is made to Note 16.

#### Other long-term liabilities

Other long-term liabilities mainly represent the loan given by a Greek bank to our steel production facility, Nikolaïdis. The loan has a term of 10 years with an interest of Euribor plus 3,75%.

## NOTE 14.

### Current Liabilities and Accruals

All liabilities due in less than a year plus bank credit related to trade finance are classified as current liability. Inventory and debtors have been pledged as collateral. The following rates with respective amounts apply to the bank loans:

EUR 1.000	Max. Facility	Amount
<b>Trade finance</b>		
Uncommitted facilities - interest applied deal by deal based on framework agreements	Deal-by-deal basis	51 693
<b>Working capital facilities</b>		
Metals: Euribor + markup 3% - 7%	14 500	12 430
Metals: 4% - 10% fixed	5 455	5 455
Logistics: 7.5% - 9% fixed	13 589	13 588
<b>Total bank loans (&lt; 1 year)</b>		<b>83 166</b>

The current portion of bonds is related to the remaining amount of the 2013-2018 Bond that was placed on the Frankfurt Exchange in 2013 and matures on 27 June 2018. Out of the volume of EUR 75 million, an amount of EUR 31,8 million is bought back or exchanged for

new bonds, so that an amount of EUR 43,2 million remains. Reference is made to the EUR 23,8 million that is kept on an escrow account and reflected under cash and cash equivalents and can only be used for repayment of the 2013-2018 bond.

## NOTE 15. PROVISIONS

The provisions comprise of employment benefit related matters as well as legal matters that have resulted from the acquisition of the former Necotrans companies. No legal provision exceeds EUR 200 thousand except for a provision related to a dispute that dates back to the year 2000. In 2000 the former Necotrans company also deployed trading activities and did not deliver properly

under one of the contracts. The claim has been fully provided for and amounts to EUR 2,569 thousand. No trading activities are deployed by any former Necotrans company. In the specialized trading companies of the group risk mitigating measures are covered either through the back-to-back principle or the coverage by an adequate insurance.

## NOTE 16. LEASING

The obligations for leases entered into are shown below:

EUR 1.000	2017	2016
Lease installments < 1 year	233	464
Lease installments 1 - 5 years	1 361	756
Lease installments > 5 years	-	3 426
<b>Total lease installments</b>	<b>1 594</b>	<b>4 646</b>

The lease obligations contain financial lease liabilities of plant and equipment. The assets leased under financial leasing terms have been accounted for in the balance sheet under tangible fixed assets at EUR 2.138 thousand at 31 December 2017 (2016: EUR 2.004 thousand). BAGR is not the legal owner of these assets.

The charge in the profit and loss account for FY 2017 amounts to EUR 81 thousand (2016: EUR 85 thousand).

The company has operating leases in the amount of EUR 314 thousand related to cars and equipment at Stockach and qualify as off-balance positions.



## NOTE 17. FINANCIAL INSTRUMENTS

The table below provides an overview of the financial instruments of the group divided into the classes Fair Value through Profit and Loss ("FVTPL"), Held-to-maturity instruments, Loans and Receivables, and Available-for-Sale.

2016 EUR 1.000	note	FVTPL	Held-to- maturity investments	Loans and receivables	Available- for-sale	Total
Financial Fixed assets - other receivables	8	3 581	-	12 433	-	16 014
Receivables, prepayments and accrued income	10	-	-	143 443	-	143 443
Securities	11	-	-	-	751	751
Cash and cash equivalents	12	12 026	-	-	-	12 026
<b>Total financial assets</b>		<b>15 607</b>	<b>-</b>	<b>155 876</b>	<b>751</b>	<b>172 234</b>
Sub-ordinated borrowings	14	-	-	30 712	-	30 712
Borrowings (> 1 year)	14	-	-	78 169	-	78 169
Current liabilities and accruals	14	3	-	184 244	-	184 247
<b>Total financial liabilities</b>		<b>3</b>	<b>-</b>	<b>293 125</b>	<b>-</b>	<b>293 128</b>

2017 EUR 1.000	note	FVTPL	Held-to- maturity investments	Loans and receivables	Available- for-sale	Total
Financial Fixed assets - other receivables	8	3 581	5 521	720	-	9 822
Receivables, prepayments and accrued income	10	-	-	172 647	-	172 647
Securities	11	-	-	-	630	630
Cash and cash equivalents	12	65 227	-	-	-	65 227
<b>Total financial assets</b>		<b>68 808</b>	<b>5 521</b>	<b>173 367</b>	<b>630</b>	<b>248 327</b>
Sub-ordinated borrowings	14	-	-	10 680	-	10 680
Borrowings (> 1 year)	14	-	-	124 725	-	124 725
Current liabilities and accruals	14	20	-	214 904	-	214 924
<b>Total financial liabilities</b>		<b>20</b>	<b>-</b>	<b>350 309</b>	<b>-</b>	<b>350 329</b>

### Fair Value Measurements

Fair values are primarily determined using quoted market prices or standard pricing models using observable market inputs where available and are presented to reflect the expected gross future cash in/outflows.

In the table above (in which the financial instruments are presented) only the securities are valued at fair value as well as the FVTPL part of the Current liabilities.

## NOTE 17.

The Company classifies the fair values of its financial instruments into a three level hierarchy based on the degree of the source and observability of the inputs that are used to derive the fair value of the financial asset or liability as follows:

Level 1 - Inputs are quoted prices (unadjusted) in active markets for identical assets or liabilities that The Company can assess at the measurement date; or

Level 2 - Inputs other than quoted inputs included in Level 1 that are observable for the assets or liabilities, either directly or indirectly; or

Level 3 - Unobservable inputs for the assets or liabilities, requiring The Company to make market based assumptions.

The securities qualify as level 3 instruments (unlisted shares) and the derivatives classified under current liabilities qualify as level 1. These derivatives include futures with a tenor of less than one year and options that are exchange traded. In circumstances where Monaco Resources Group S.A.M. cannot verify fair value with observable market inputs (Level 3 fair values), it is possible that a different valuation model could produce a materially different estimate of fair value.

During the year no amounts were transferred between Level 1, Level 2 and Level 3 of the fair value hierarchy. As at 31 December 2017 no financial assets and liabilities were subject to offsetting.

The table below provides a summary :

2016 EUR 1.000	Level 1	Level 2	Level 3	Total
Financial Fixed assets - other receivables	-	-	3 581	3 581
Receivables, prepayments and accrued income	-	-	-	-
Securities	-	-	751	751
Cash and cash equivalents	-	-	-	-
<b>Total financial assets</b>	<b>-</b>	<b>-</b>	<b>4 332</b>	<b>4 332</b>
Sub-ordinated borrowings	-	-	-	-
Borrowings (> 1 year)	-	-	-	-
Current liabilities and accruals	3	-	-	3
<b>Total financial liabilities</b>	<b>3</b>	<b>-</b>	<b>-</b>	<b>3</b>
2017 EUR 1.000	Level 1	Level 2	Level 3	Total
Financial Fixed assets - other receivables	-	-	3 581	3 581
Receivables, prepayments and accrued income	-	-	-	-
Securities	-	-	630	630
Cash and cash equivalents	-	-	-	-
<b>Total financial assets</b>	<b>-</b>	<b>-</b>	<b>4 211</b>	<b>4 211</b>
Sub-ordinated borrowings	-	-	-	-
Borrowings (> 1 year)	-	-	-	-
Current liabilities and accruals	20	-	-	20
<b>Total financial liabilities</b>	<b>20</b>	<b>-</b>	<b>-</b>	<b>20</b>

**NOTE 17.****Financial and Capital Risk Management**

The Group has exposure to the following risks arising from financial instruments:

**Credit risk**  
**Liquidity risk**  
**Market risk**

This note presents information about the Group's exposure to each of the above risks, the Group's objectives, policies and processes for measuring and managing risk, and the Group's management of capital.

**Credit risk**

Credit risk is the risk of financial loss to the Group if a customer or counterparty to a financial instrument fails to meet its contractual obligations, and arises principally from the Group's receivables from customers and loans related to raw materials:

- The Financial fixed assets are secured by underlying assets of those companies. Reference is made to note 8.
- The Receivables, prepayments and accrued income mainly consists of Trade Receivables which is secured by adequate credit insurance.

The Group's exposure to credit risk is influenced mainly by the individual characteristics of each customer. However, management also considers the demographics of the Group's customer base, including the default risk of the industry and country in which customers operate, as these factors may have an influence on credit risk. During 2017 and 2016 none of the Group's revenue attributable to sales transactions with a single multinational customer exceeded 10% of the total revenue.

The Group has established a credit policy under which each new customer is analyzed individually for creditworthiness before the Group's payment and delivery terms and conditions are offered. This is done in close cooperation with the Trade Finance banks and Credit insurance companies. Nevertheless, in principle insurance coverage is obtained for all Trade Receivables.

**Liquidity risk**

Liquidity risk is the risk that the Group will encounter difficulties in meeting the obligations associated with its financial liabilities that are settled by delivering cash or another financial asset. The Group's approach

to managing liquidity is to ensure, as far as possible, that it will always have sufficient liquidity to meet its liabilities when due, under both normal and stressed conditions, without incurring unacceptable losses or risking damage to the Group's reputation. With regards to its hedging activities, that primarily take place in the trading activities, the Company implemented a policy that hedging is only allowed under a tri-partite agreement in order to avoid margin calls.

**Market risk**

Market risk is the risk that results out of changes in market prices, such as foreign exchange rates, interest rates, market prices and equity prices and will affect the Group's income or the value of its holdings of financial instruments. The objective of market risk management is to manage and control market risk exposures within acceptable parameters, while optimizing the return. The Group buys and sells derivatives in order to manage market risks. All such transactions are carried out within the guidelines set by the Group. In principle all derivatives are accounted at FVTPL; if required and appropriate, the Group seeks to apply hedge accounting in order to manage volatility in profit or loss.

**Currency risk**

The Production facilities mainly enter in to euro agreements and therefore, the currency risk is insignificant.

The Trading activities are mainly exposed to the USD/EUR exchange rate, as the trades are predominantly in USD and the reporting currency is in EUR. However, the currency risk is limited as contract deals are denominated in USD for both purchases and sales. Purchases are financed by means of trade finance in USD as well. As the purchase, sale and financing are all in USD, and as trading occurs in principle on a back-to-back basis, the deals are naturally hedged.

The agricultural and logistical activities in Africa are mainly exposed to the USD/EUR exchange rate versus local currencies, as the sales and purchases are predominantly in USD or EUR whilst the local expenses are denominated in the local African currencies. However, the currency risk is limited as the gross margin is mainly fixed in USD or EUR and the local currencies have a downward trend and are of decreased significance in the total.

**Interest rates**

To limit the interest rate risk, the Company decided to only give out and obtain loans with a fixed interest rate. For overdraft facilities the risk is limited due to the short term of these facilities

**NOTE 17.****Market price risk**

The Production facilities mainly produce on the basis of tolling agreements. In these agreements the purchase of material is related to the sale and the price risk is mitigated.

The Company mainly enters into back-to-back deals, which means that the market price risk is naturally hedged. In case that that a trade is subject to price risk, this is hedged through adequate instruments.

When instruments are required, the Company prepares a sensitivity analysis with regards to the impact of the changes in commodity price and (if applicable) the changes in foreign currency risks. Based on this analysis an adequate non speculative hedging strategy is applied.

At 31 December 2017, the Company has a limited number of hedging instruments, which are presented under Current liabilities and accruals. These instruments are designated as FVTPL and include trade related financial and physical forward purchase and sale commitments. Fair values are primarily determined using quoted market prices or standard pricing models using observable market inputs where available and are presented to reflect the expected gross future cash in/outflows. It is the Group's policy that transactions and activities in trade related financial instruments are netted.

Note that the Company only purchases futures and options. In principle the Company does not write futures and options.

2017 EUR 1,000

**Commodity related contracts**

Futures	20
Options	-

**Total Current liabilities FVTPL** **20**

The total loss in the consolidated statement of income amounts to EUR 413 thousand. All derivatives mature within the first three months of 2018. The Company

had instruments for a total of EUR 20 thousand at 31 December 2017.

**Equity price risk**

The Company invested into unlisted shares of junior mining companies to secure its (future) offtake contracts. These securities are presented in Note 11

Securities. The Company is closely involved in these mining companies and monitors the progress on an on-going basis. Management is of the opinion that, by nature, the market index of junior mining companies increases when production starts.

**NOTE 18. REMUNERATION OF KEY MANAGEMENT**

The remuneration of key management is as follows:

EUR 1,000	2017	2016
short-term employee benefits	1 275	1 275
post-employment benefits	-	-
other long-term benefits	-	-
<b>Total</b>	<b>1 275</b>	<b>1 275</b>



## NOTE 19. TRANSACTIONS WITH RELATED PARTIES

In 2017, the Company conducted various transactions with related parties.

EUR 1,000	Note	2017	2016
Shareholder >1yr	8	-	11 210
Shareholder <1yr	10	8 457	5 951
Related parties <1yr	10	1 144	1 566
<b>Total Receivables</b>		<b>9 601</b>	<b>18 727</b>
Subordinated Shareholder >1yr	14	10 680	30 712
Related parties <1yr	14	1 397	819
<b>Total Liabilities</b>		<b>12 077</b>	<b>31 531</b>
<b>Net receivable (- liability)</b>		<b>-2 476</b>	<b>-12 804</b>

The related party liabilities of 2017 are mainly related to loans provided by minority shareholders or parties

related to these minority shareholders. Those loans are provided at market conditions.

## NOTE 20. GUARANTEES

The Company has provided several corporate guarantees to subsidiaries and related parties and in principle these are all related to trade finance. The

possibility of any cash outflow with regards to these guarantees is remote.

## NOTE 21. CONTINGENT ASSETS AND LIABILITIES

In the course of business, the company is involved in discussions with business partners from time to time. These discussions may include the interpretation and compliance with the terms and conditions of agreements and may also include claims made by the

company, as well as against the company. At year end, no claims against the company existed - if any - that were assessed to be probable, nor possible to be successful.

## NOTE 22. AUDITOR'S REMUNERATION

EUR 1,000	2017	2016
Audit of the financial statements	440	414
Other audit engagements	-	15
<b>Total professional service fees</b>	<b>440</b>	<b>429</b>

## NOTE 23. LIST OF PRINCIPAL OPERATING, FINANCIAL AND INDUSTRIAL SUBSIDIARIES AND INVESTMENTS

Name	Country of incorporation	Ownership interest	
		2017	2016
<b>Consolidated (direct)</b>			
Agricorp S.A.M.	Monaco	100,0%	100,0%
Coal Resources S.A.M.	Monaco	100,0%	100,0%
Gasoil Energy Group Ltd	Cyprus	95,0%	95,0%
Lunala Investments S.A.	Luxembourg	100,0%	100,0%
MRG Finance S.A.R.L.	Luxembourg	100,0%	100,0%
R-Logitech S.A.R.L.	Monaco	100,0%	100,0%
<b>Consolidated (indirect)</b>			
<b>Metals &amp; Minerals</b>			
A&A Metals S.A.	Switzerland	100,0%	100,0%
Alu Stockach GmbH	Germany	47,0%	0,0%
BAGR Berliner Aluminiumwerk GmbH	Germany	94,0%	94,0%
BAGR Non-Ferrous Group mbH	Germany	100,0%	100,0%
Cable Recycling Industries S.L.	Spain	94,0%	94,0%
ET Investment B.V.	The Netherlands	100,0%	100,0%
Management Immuebles Vizcaya, S.L.	Spain	0,0%	94,0%
MCG-SRR B.V.	The Netherlands	100,0%	100,0%
Metalcorp Finance B.V.	The Netherlands	100,0%	100,0%
Metalcorp Iron Ore and Mining B.V.	The Netherlands	0,0%	100,0%
Mining & Minerals Ltd.	Sierra Leone	0,0%	79,9%
NB Investments B.V.	The Netherlands	100,0%	100,0%
Nikolaidis Th. Bros. S.A.	Greece	70,0%	70,0%
Norwich Sarl	Luxembourg	94,0%	94,0%
Orlyplein Investment B.V.	The Netherlands	100,0%	100,0%
SBG Bauxite and Alumina N.V.	The Netherlands	94,0%	94,0%
Société des Bauxites de Guinée S.A.	Guinea	76,1%	76,1%
Steel and Commodities Iberica S.L.	Spain	100,0%	100,0%
Steel and Commodities India private Ltd.	India	100,0%	100,0%
Steel and Commodities S.A.M.	Monaco	100,0%	100,0%
Steel and Commodities Singapore PTE Ltd.	Singapore	100,0%	100,0%
Steelcom Austria GesmbH	Austria	100,0%	100,0%
Steelcom Group B.V.	The Netherlands	100,0%	100,0%
Steelcom International GmbH	Switzerland	100,0%	100,0%
Steelcom Pipe International LLC	USA	100,0%	100,0%
Steelcom Steel and Commodities GmbH	Germany	100,0%	100,0%
Steelcom USA LLC	USA	100,0%	100,0%
Steelcorp Industries B.V.	The Netherlands	100,0%	100,0%
Tennant Metals (Pty) Ltd.	Australia	100,0%	100,0%
Tennant Metals GmbH	Germany	100,0%	100,0%
Tennant Metals Group B.V.	The Netherlands	100,0%	100,0%
Tennant Metals S.A.M.	Monaco	100,0%	100,0%
Tennant Metals South Africa (Pty) Ltd.	South Africa	100,0%	100,0%
Tennant Metals UK Ltd.	United Kingdom	100,0%	100,0%

## NOTE 23. LIST OF PRINCIPAL OPERATING, FINANCIAL AND INDUSTRIAL SUBSIDIARIES AND INVESTMENTS

Name	Country of incorporation	Ownership interest	
		2017	2016
<b>Logistics &amp; Technology</b>			
ATS Handling	Congo	50,0%	0,0%
Citraco	Algeria	64,4%	0,0%
Handling Partner Gabon	Gabon	39,0%	0,0%
ICS Procurement Solutions S.A.M.	Monaco	60,0%	60,0%
ICS Transmine	Nigeria	70,0%	0,0%
NAT Shipping Bagging Services Limited	Bermuda	30,0%	0,0%
Nectar (East Africa) Limited	United Kingdom	30,0%	0,0%
Nectar (West Africa) Limited	United Kingdom	30,0%	0,0%
Nectar (West Africa) Nigeria Limited	Nigeria	30,0%	0,0%
Nectar Coal Handling (Mozambique) Ltda	Mozambique	22,5%	0,0%
Nectar Ghana Limited	Ghana	30,0%	0,0%
Nectar Group Limited	United Kingdom	30,0%	0,0%
Nectar Holdings Ltd.	United Kingdom	30,0%	0,0%
Nectar Mozambique Ltda	Mozambique	22,5%	0,0%
Nectar Sierra Leone Bulk Terminal Limited	Sierra Leone	24,0%	0,0%
Oakguild Limited	United Kingdom	30,0%	0,0%
R-Logistic Africa	Mauritius	100,0%	0,0%
R-Logistic Algeria	Algeria	100,0%	0,0%
R-Logistic Benin	Benin	99,8%	0,0%
R-Logistic Burkina Faso	Burkina Faso	70,0%	0,0%
R-Logistic Cote d'Ivoire	Cote d'Ivoire	100,0%	0,0%
R-Logistic Gabon	Gabon	100,0%	0,0%
R-Logistic Niger	Niger	100,0%	0,0%
R-Logistic S.A.S.	France	100,0%	0,0%
R-Logistic Terminals	Mauritius	100,0%	0,0%
R-Logistic Togo	Togo	99,0%	0,0%
R-Logitech UK Ltd.	United Kingdom	100,0%	100,0%
Southern Mediterranean Logistics S.A.M.	Monaco	100,0%	100,0%
Technipipe Development SAS	France	92,0%	88,0%
Technipipe Solutions SAS	France	50,0%	50,0%
<b>Agribusiness</b>			
Agricorp Invest S.A.	Luxembourg	100,0%	100,0%
Agri Fruits and Vegetables S.A.	Luxembourg	100,0%	100,0%
Agri Resources Congo S.A.	Congo	80,0%	80,0%
Agri Resources Group S.A.	Luxembourg	100,0%	100,0%
Agri Resources International S.A.R.L	Luxembourg	100,0%	100,0%
Agri Resources Madagascar S.A.	Madagascar	78,0%	90,0%
Agro Resources Mauritius Ltd.	Mauritius	100,0%	100,0%
Agro Resources S.A.M.	Monaco	100,0%	100,0%
Agro Resources UK Ltd.	United Kingdom	100,0%	100,0%
Bonum D.O.O.	Macedonia	51,0%	51,0%
Bonum M D.O.O.	Macedonia	51,0%	51,0%
Ghana Agri S.A.	Luxembourg	100,0%	100,0%
Karma Produce International S.A.R.L	Luxembourg	100,0%	0,0%
Karma Produce S.L.	Spain	51,0%	0,0%
Prang Agro Resources Ltd.	Ghana	90,0%	0,0%
Société Agricole de Guinée S.A.	Guinea	75,0%	75,0%
Teranga CH SARL	Switzerland	51,0%	0,0%

## NOTE 23. LIST OF PRINCIPAL OPERATING, FINANCIAL AND INDUSTRIAL SUBSIDIARIES AND INVESTMENTS

Name	Country of incorporation	Ownership interest	
		2017	2016
<b>Energy</b>			
Gasoil Integrated Gas Ltd.	Cyprus	100,0%	100,0%
Gasoil Petroleum Ltd.	Cyprus	100,0%	100,0%
Energies du Sud S.A.M.	Monaco	100,0%	100,0%
<b>Finance and Investments</b>			
R-Cap Management (UK) Ltd.	United Kingdom	100,0%	100,0%
R-Cap Resources Capital (Cyprus) S.A.	Cyprus	100,0%	100,0%
R-Cap Resources Capital S.A.	Luxembourg	100,0%	100,0%
R-Cap Resources GP S.A.	Luxembourg	100,0%	100,0%
R-Cap Trade Finance Invest S.A.	Luxembourg	100,0%	100,0%
R-Cap Trade Ltd.	United Kingdom	100,0%	100,0%
R-Cap Trade Management (Cayman) Ltd	Cayman Islands	100,0%	100,0%
Resource Insurance Brokerage B.V.	the Netherlands	100,0%	100,0%
Structured Resource Finance B.V.	the Netherlands	0,0%	90,0%
SRF Financial Services GmbH	Germany	0,0%	90,0%
<b>Non-consolidated (Associates)</b>			
Kanabeam Zinc Ltd.	Namibia	24,4%	24,4%
Corex	Gabon	60,0%	0,0%
M&N Freight (Ghana) Limited	Ghana	15,0%	0,0%
Necotrans Asia Ltd.	Hong Kong	50,0%	0,0%
Necotrans Korea	Korea	33,3%	0,0%
Necotrans Myanmar	Myanmar	33,3%	0,0%
Rescap Investments Pty Ltd.	Australia	19,0%	19,0%
Seasia Nectar Port Services Inc.	Philippines	12,0%	0,0%
TPK	Cameroon	50,0%	0,0%

In 2017 the following key changes are effected:

- The company acquired Alu-Stockach GmbH, the former Necotrans companies that are now renamed into R-Logistic, Karma Produce S.L., Prang Agro Resources Ltd. and Teranga CH S.A.
- The company sold Minerals and Mining Ltd.
- Management Immuebles Vizcaya S.L. merged with Cable Recycling Industries S.L.



## SIGNING OF THE FINANCIAL STATEMENTS

---

Monaco, May 8<sup>th</sup> 2018

---



Pascale Younès  
Director



## OTHER INFORMATION

### INDEPENDENT AUDITOR'S REPORT

Reference is made to the independent auditor's report on page 93.

### SUBSEQUENT EVENTS

On 29th of March 2018, R-Logitech successfully issued its five-year corporate bond, with a volume of EUR 25 million, at a rate of 8,5% per annum.

### APPROPRIATION OF RESULTS

The profit earned in a financial year is at the disposal of the general meeting. The Company may pay dividends only insofar as its equity exceeds the paid-in and called-up capital plus the reserves the company is required by law to maintain. Dividends are paid after adoption of the annual accounts, if the annual accounts demonstrate that dividend payments are permissible. Dividends are due and payable immediately after they are declared, unless the general meeting fixes another date in the relevant resolution. A shareholder's claim to a dividend will lapse five years after the dividend becomes due and payable. The general meeting may resolve to pay interim dividends and to pay dividends from a reserve that the Company is not required by law to maintain. The general meeting may resolve to pay dividends in kind. The shares held by the Company in its own capital are to be disregarded in the calculation of the amount of dividend to be paid on shares.

### APPROPRIATION OF RESULT FOR THE FINANCIAL YEAR 2016

The Company-only annual report of 2016 was approved in the General Meeting of Shareholders. The General Meeting of Shareholders has determined that the appropriation of result in accordance with the proposal being made to add the result of 2016 to the other reserves.

### PROPOSED APPROPRIATION OF RESULT FOR THE FINANCIAL YEAR 2017

The Board of Directors proposes to transfer the result over the financial year 2017 to the other reserves. The financial statements do not yet reflect this proposal.





# 04

## MONACO RESOURCES INDEPENDENT AUDITOR'S REPORT



## INDEPENDENT AUDITOR'S REPORT

To: the General Meeting of Shareholders of Monaco Resources Group S.A.M.

### OUR OPINION

In our opinion the accompanying consolidated financial statements give a true and fair view of the financial position of Monaco Resources Group S.A.M. as at 31 December 2017 and of its results and cash flows for the year then ended in accordance with International Financial Reporting Standards as adopted by the European Union (EU-IFRS).

### WHAT WE HAVE AUDITED

We have audited the accompanying financial statements for the year ending 2017 of Monaco Resources Group S.A.M. Monaco ('the Company'). The financial statements include the consolidated financial statements of Monaco Resources Group S.A.M. and its subsidiaries (together: 'the Group') and the company financial statements.

The consolidated financial statements comprise:

- Consolidated statement of profit or loss
- Consolidated statement of other comprehensive income
- Consolidated statement of financial position
- Consolidated statement of cash flows
- Consolidated statement of changes in equity
- Notes to the financial statements

The financial reporting framework that has been applied in the preparation of the consolidated financial statements are International Financial Reporting Standards as adopted by the European Union.

### THE BASIS FOR OUR OPINION

We conducted our audit in accordance with International Standards on Auditing. Our responsibility under those standards is further described in the section 'Our responsibilities for the audit of the financial statements' of our report.

We are independent of Monaco Resources Group S.A.M. in accordance with the IFAC Code on independence requirements. Furthermore, we have complied with the §§ 43, 49, 55 WPO (German Auditor's Regulations), §§ 2f, 20ff (statute for German Auditors) and § 319 HGB (German Commercial Code).

We believe that the audit evidence we have obtained is sufficient and appropriate to provide a basis for our opinion.

### KEY AUDIT MATTERS

Key audit matters are those matters that, in our professional judgement, were of most significance in the audit of the financial statements. We have communicated the key audit matters to the general meeting of Monaco Resources Group S.A.M., but these are not a comprehensive reflection of all matters that were identified by our audit and that we discussed. We described the key audit matters and included a summary of the audit procedures we performed on those matters.

The key audit matters were addressed in the context of our audit of the financial statements as a whole, and in forming our opinion thereon. We do not provide a separate opinion on these matters or on specific elements of the financial statements. Any comments we make on the results of our procedures should be read in this context.

### Key audit matter and description

#### Acquisitions, Disposals and valuations

The Company has expanded through the years by acquiring new companies. In 2017, new acquisitions were completed. Following the requirements of IFRS 3.94, an evaluation of acquisition and the measurement period took place.

#### Fair Value valuation of land

The company has disclosed an amount of EUR 118.660 million of land under property plant and equipment valued at fair value. The valuation is subject to the future performances of the companies, industries, commodity prices, projects as well as foreign exchange rates. This requires management to closely monitor the carrying values. In 2017 no impairments were required.

#### Fair Value of Biological Assets

The company successfully started and expanded its agricultural projects in Africa during the year 2017. The Group disclosed the Biological Assets following IAS 41 accordingly.

#### Refinance of Bond

The Group successfully refinanced the Bond of its metals and minerals group which will be due in 2018 by successful placement of a new Bond. To the Bondholders of the former Bond there was given the opportunity to exchange the old Bond for the new Bond.

### Our audit response on Key audit matter

We performed a detailed analysis on the valuations and audited the validity and completeness of the stated positions. Furthermore, we assessed whether the disclosures were made in accordance with IFRS 3 business combinations.

We reviewed management's assessment of the indicators of any impairment and challenged significant underlying assumptions. Furthermore, we assessed the appropriateness of management's recoverable value models, which included the inherent model inputs and significant assumptions. The valuation was carried out by a third party, we checked the appropriateness of the third party valuation in connection with ISA 620.

We performed procedures to assess the adequacy and completeness of the valuation of Biological assets according to IAS 41, which means harvested and ready to harvest assets. In addition we performed audit procedures on the existence and presentation of the Biological assets.

We performed procedures to assess the adequacy and completeness of the liabilities of the Bonds. In addition we performed audit procedures on the existence and presentation of the cash position of the Bonds.



## RESPONSIBILITIES OF THE MANAGEMENT BOARD

The management is responsible for:

- the preparation and fair presentation of the financial statements in accordance with EU-IFRS and for the preparation of the directors' report, and for
- such internal control as the management determines is necessary to enable the preparation of the financial statements that are free from material misstatement, whether due to fraud or error.

As part of the preparation of the financial statements, the management is responsible for assessing the company's ability to continue as a going concern. Based on the financial reporting frameworks mentioned, the management should prepare the financial statements using the going concern basis of accounting unless the management either intends to liquidate the company or to cease operations, or has no realistic alternative but to do so. The management should disclose events and circumstances that may cast significant doubt on the company's ability to continue as a going concern in the financial statements.

## OUR REPORT ON THE DIRECTORS' REPORT & THE OTHER INFORMATION

We report that the directors' report, to the extent we can assess, is consistent with the financial statements.

## OUR APPOINTMENT

We were appointed as auditors of Monaco Resources Group S.A.M. on December 6th, 2017 by engagement letter dated on December 6th, 2017.

Berlin, May 8<sup>th</sup> 2018

Baker Tilly GmbH & Co. KG  
Wirtschaftsprüfungsgesellschaft (Düsseldorf)  
Charlottenstraße 68  
10117 Berlin



Stephan Martens  
Partner



Detlef Schröder  
Partner

## APPENDIX TO OUR AUDITOR'S REPORT ON THE FINANCIAL STATEMENTS 2017 OF MONACO RESOURCES GROUP S.A.M.

In addition to what is included in our auditor's report we have further set out in this appendix our responsibilities for the audit of the financial statements and explained what an audit involves.

The auditor's responsibilities for the audit of the financial statements

We have exercised professional judgement and have maintained professional scepticism throughout the audit in accordance with International Standards on Auditing, ethical requirements and independence requirements. Our objectives are to obtain reasonable assurance about whether the financial statements as a whole are free from material misstatement, whether due to fraud or error. Our audit consisted, among others of:

- Identifying and assessing the risks of material misstatement of the financial statements, whether due to fraud or error, designing and performing audit procedures responsive to those risks, and obtaining audit evidence that is sufficient and appropriate to provide a basis for our opinion. The risk of not detecting a material misstatement resulting from fraud is higher than for one resulting from error, as fraud may involve collusion, forgery, intentional omissions, misrepresentations, or the intentional override of internal control.
- Obtaining an understanding of internal control relevant to the audit in order to design audit procedures that are appropriate in the circumstances, but not for the purpose of expressing an opinion on the effectiveness of the company's internal control.
- Evaluating the appropriateness of accounting policies used and the reasonableness of accounting estimates and related disclosures made by the management.
- Concluding on the appropriateness of the management's use of the going concern basis of accounting, and based on the audit evidence obtained, concluding whether a material uncertainty exists related to events and/or conditions that may cast significant doubt on the company's ability to continue as a going concern. If we conclude that a material uncertainty exists, we are required to draw attention in our auditor's report to the related disclosures in the financial statements or, if such disclosures are inadequate, to modify our opinion. Our conclusions are based on the audit evidence obtained up to the date of our auditor's report and are made in the context of our opinion on the financial statements as a whole. However, future events or conditions may cause the company to cease to continue as a going concern.
- Evaluating the overall presentation, structure and content of the financial statements, including the disclosures, and evaluating whether the financial statements represent the underlying transactions and events in a manner that achieves fair presentation.

Considering our ultimate responsibility for the opinion on the company's consolidated financial statements we are responsible for the direction, supervision and performance of the group audit. In this context, we have determined the nature and extent of the audit procedures for components of the group to ensure that we performed enough work to be able to give an opinion on the financial statements as a whole. Determining factors are the geographic structure of the group, the significance and/or risk profile of group entities or activities, the accounting processes and controls, and the industry in which the group operates. On this basis, we selected group entities for which an audit or review of financial information or specific balances was considered necessary.

We communicate with the supervisory board regarding, among other matters, the planned scope and timing of the audit and significant audit findings, including any significant deficiencies in internal control that we identify during our audit.

From the matters communicated with the supervisory board, we determine those matters that were of most significance in the audit of the financial statements of the current period and are therefore the key audit matters. We describe these matters in our auditor's report unless law or regulation precludes public disclosure about the matter or when, in extremely rare circumstances, not communicating the matter is in the public interest.

[Translator's notes are in square brackets]

# General Engagement Terms

## for

### Wirtschaftsprüfer and Wirtschaftsprüfungsgesellschaften

#### [German Public Auditors and Public Audit Firms]

as of January 1, 2002

This is an English translation of the German text, which is the sole authoritative version

#### 1. Scope

(1) These engagement terms are applicable to contracts between Wirtschaftsprüfer (German Public Auditors) or Wirtschaftsprüfungsgesellschaften (German Public Audit Firms) (hereinafter collectively referred to as the "Wirtschaftsprüfer") and their clients for audits, consulting and other engagements to the extent that something else has not been expressly agreed to in writing or is not compulsory due to legal requirements.

(2) If, in an individual case, as an exception contractual relations have also been established between the Wirtschaftsprüfer and persons other than the client, the provisions of No. 9 below also apply to such third parties.

#### 2. Scope and performance of the engagement

(1) Subject of the Wirtschaftsprüfer's engagement is the performance of agreed services - not a particular economic result. The engagement is performed in accordance with the Grundsätze ordnungsmässiger Berufsausübung [Standards of Proper Professional Conduct]. The Wirtschaftsprüfer is entitled to use qualified persons to conduct the engagement.

(2) The application of foreign law requires – except for financial attestation engagements – an express written agreement.

(3) The engagement does not extend – to the extent it is not directed thereto – to an examination of the issue of whether the requirements of tax law or special regulations, such as, for example, laws on price controls, laws limiting competition and Bewirtschaftungsrecht [laws controlling certain aspects of specific business operations] were observed; the same applies to the determination as to whether subsidies, allowances or other benefits may be claimed. The performance of an engagement encompasses auditing procedures aimed at the detection of the defalcation of books and record and other irregularities only if during the conduct of audits grounds therefor arise or if this has been expressly agreed to in writing.

(4) If the legal position changes subsequent to the issuance of the final professional statement, the Wirtschaftsprüfer is not obliged to inform the client of changes or any consequences resulting therefrom.

#### 3. The client's duty to inform

(1) The client must ensure that the Wirtschaftsprüfer – even without his special request – is provided, on a timely basis, with all supporting documents and records required for and is informed of all events and circumstances which may be significant to the performance of the engagement. This also applies to those supporting documents and records, events and circumstances which first become known during the Wirtschaftsprüfer's work.

(2) Upon the Wirtschaftsprüfer's request, the client must confirm in a written statement drafted by the Wirtschaftsprüfer that the supporting documents and records and the information and explanations provided are complete.

#### 4. Ensuring Independence

The client guarantees to refrain from everything which may endanger the independence of the Wirtschaftsprüfer's staff. This particularly applies to offers of employment and offers to undertake engagements on one's own account.

#### 5. Reporting and verbal information

If the Wirtschaftsprüfer is required to present the results of his work in writing, only that written presentation is authoritative. For audit engagements the long-form report should be submitted in writing to the extent that nothing else has been agreed to. Verbal statements and information provided by the Wirtschaftsprüfer's staff beyond the engagement agreed to are never binding.

#### 6. Protection of the Wirtschaftsprüfer's intellectual property

The client guarantees that expert opinions, organizational charts, drafts sketches, schedules and calculations – especially quantity and cost computations – prepared by the Wirtschaftsprüfer within the scope of the engagement will be used only for his own purposes.

#### 7. Transmission of the Wirtschaftsprüfer's professional statement

The transmission of a Wirtschaftsprüfer's professional statements (long-form reports, expert opinions and the like) to a third party requires the Wirtschaftsprüfer's written consent to the extent that the permission to transmit to a certain third party does not result from the engagement terms.

The Wirtschaftsprüfer is liable (within the limits of No. 9) towards third parties only if the prerequisites of the first sentence are given.

The use of the Wirtschaftsprüfer's professional statements for promotional purposes is not permitted; an infringement entitles the Wirtschaftsprüfer to immediately cancel all engagements not yet conducted for the client.

#### 8. Correction of deficiencies

Where there are deficiencies, the client is entitled to subsequent fulfilment [of the contract]. The client may demand a reduction in fees or the cancellation of the contract only for the failure to subsequently fulfil [the contract]; if the engagement was awarded by a person carrying on a commercial business as part of that commercial business, a government-owned legal person under public law or a special government-owned fund under public law, the client may demand the cancellation of the contract only if the services rendered are of no interest to him due to the failure to subsequently fulfil [the contract]. No. 9 applies to the extent that claims for damages exist beyond this.

The client must assert his claim for the correction of deficiencies in writing without delay. Claims pursuant to the first paragraph not arising from an intentional tort cease to be enforceable one year after the commencement of the statutory time limit for enforcement.

Obvious deficiencies, such as typing and arithmetical errors and formelle Mängel [deficiencies, associated with technicalities] contained in Wirtschaftsprüfer's professional statements (long-form reports, expert opinions and the like) may be corrected – and also be applicable versus third parties- by the Wirtschaftsprüfer at any time. Errors which may call into question the conclusions contained in the Wirtschaftsprüfer's professional statements entitle the Wirtschaftsprüfer to withdraw – also versus third parties – such statements. In the cases noted the Wirtschaftsprüfer should first hear the client, if possible.

#### 9. Liability

(1) *The liability limitation of § [Article] 323 (2) [paragraph 2] HGB [Handelsgesetzbuch": German Commercial Code] applies to statutory audits required by law.*

(2) *Liability for negligence; An individual case of damages*  
If neither No. 1 is applicable nor a regulation exists in an individual case, pursuant to § 54a (1) no. 2 WPO ["Wirtschaftsprüferordnung"; Law regulating the Profession of Wirtschaftsprüfer] the liability of the Wirtschaftsprüfer for claims of compensatory damages of any kind – except for damages resulting from injury to life, body or health – for an individual case of damages resulting from negligence is limited to € 4 million. This also applies if liability to a person other than the client should be established. An individual case of damages also exists in relation to a uniform damage arising from a number of breaches of duty. The individual case of damages encompasses all consequences from a breach of duty without taking into account whether the damages occurred in one year or in a number of successive years. In this case multiple acts or omissions of acts based on a similar source of error or on a source of error of an equivalent nature are deemed to be a uniform breach of duty if the matters in question are legally or economically connected to one another. In this event the claim against the Wirtschaftsprüfer is limited to € 5 million. The limitation to the fivefold of the minimum amount insured does not apply to compulsory audits required by law.

(3) *Preclusive deadlines*  
A compensatory damages claim may only be lodged within a preclusive deadline of one year of the rightful claimant having become aware of the damage and of the event giving rise to the claim – at the very latest, however, within 5 years subsequent to the event giving rise to the claim. The claim expires if legal action is not taken within a six month deadline subsequent to the written refusal of acceptance of the indemnity and the client was informed of this consequence.

The right to assert the bar of the preclusive deadline remains unaffected. Sentences 1 to 3 also apply to legally required audits with statutory liability limits.

#### 10. Supplementary provisions for audit engagements

(1) A subsequent amendment or abridgement of the financial statements or management report audited by a Wirtschaftsprüfer and accompanied by an auditor's report requires the written consent of the Wirtschaftsprüfer even if these documents are not published. If the Wirtschaftsprüfer has not issued an auditor's report, a reference to the audit conducted by the Wirtschaftsprüfer in the management report or elsewhere specified for the general public is permitted only with the Wirtschaftsprüfer's written consent and using the wording authorized by him.

(2) If the Wirtschaftsprüfer revokes the auditor's report, it may no longer be used. If the client has already made use of the auditor's report, he must announce its revocation upon the Wirtschaftsprüfer's request.

(3) The client has a right to 5 copies of the long-form report. Additional copies will be charged separately.

#### 11. Supplementary provisions for assistance with tax matters

(1) When advising on an individual tax issue as well as when furnishing continuous tax advice, the Wirtschaftsprüfer is entitled to assume that the facts provided by the client – especially numerical disclosures – are correct and complete; this also applies to bookkeeping engagements. Nevertheless, he is obliged to inform the client of any errors he has discovered.

(2) The tax consulting engagement does not encompass procedures required to meet deadlines, unless the Wirtschaftsprüfer has explicitly accepted the engagement for this. In this event the client must provide the Wirtschaftsprüfer, on a timely basis, all supporting documents and records – especially tax assessments – material to meeting the deadlines, so the Wirtschaftsprüfer has an appropriate time period available to work therewith.

(3) In the absence of other written agreements, continuous tax advice encompasses the following work during the contract period:

- preparation of annual tax returns for income tax, corporation tax and business tax, as well as net worth tax returns on the basis of the annual financial statements and other schedules and evidence required for tax purposes to be submitted by the client.
- examinations of tax assessments in relation to the taxes mentioned in (a)
- negotiations with tax authorities in connection with the returns and assessments mentioned in (a) and (b)
- participation in tax audits and evaluation of the results of tax audits with respect to the taxes mentioned in (a)
- participation in Einspruchs- und Beschwerdeverfahren [appeals and complaint procedures] with respect to the taxes mentioned in (a).

In the afore-mentioned work the Wirtschaftsprüfer takes material published legal decisions and administrative interpretations into account.

(4) If the Wirtschaftsprüfer receives a fixed fee for continuous tax advice, in the absence of other written agreements the work mentioned under paragraph 3 (d) and (e) will be charge separately.

(5) Services with respect to special individual issues for income tax, corporate tax, business tax, valuation procedures for property and net worth taxation and net worth tax as well as all issues in relation to sales tax, wages tax, other taxes and dues require a special engagement. This also applies to:

- the treatment of nonrecurring tax matters, e.g. in the field of estate tax, capital transactions tax, real estate acquisition tax
- participation and representation in proceedings before tax and administrative courts and in criminal proceedings with respect to taxes, and
- the granting of advice and work with respect to expert opinions in connection with conversions of legal form, mergers, capital increases and reductions, financial reorganizations, admission and retirement of partners of shareholders, sale of a business, liquidations and the like.

(6) To the extent that the annual sales tax return is accepted as additional work, this does not include the review of any special accounting prerequisites nor of the issue as to whether all potential legal sales tax reductions have been claimed. No guarantee is assumed for the completeness of the supporting documents and records to validate the deduction of the input tax credit.

#### 12. Confidentiality towards third parties and data security

(1) Pursuant to the law the Wirtschaftsprüfer is obliged to treat all facts that he comes to know in connection with his work as confidential, irrespective of whether these concern the client himself or his business associations, unless the client releases him from this obligation.

(2) The Wirtschaftsprüfer may only release long-form reports, expert opinions and other written statements on the results of his work to third parties with the consent of his client.

(3) The Wirtschaftsprüfer is entitled – within the purposes stipulated by the client – to process personal data entrusted to him or allow them to be processed by third parties.

#### 13. Default of acceptance and lack of cooperation on the part of the client

If the client defaults in accepting the service offered by the Wirtschaftsprüfer or if the client does not provide the assistance incumbent on him pursuant to No. 3 or otherwise, the Wirtschaftsprüfer is entitled to cancel the contract immediately. The Wirtschaftsprüfer's right to compensation for additional expenses as well as for damages caused by the default or the lack of assistance is not affected, even if the Wirtschaftsprüfer does not exercise his right to cancel.

#### 14. Remuneration

(1) In addition to his claims for fees or remuneration, the Wirtschaftsprüfer is entitled to reimbursement of his outlays; slaes tax will be billed separately. He may claim appropriate advances for remuneration and reimbursement of outlays and make the rendering of his services dependent upon the complete satisfaction of his claims. Multiple clients awarding engagements are jointly and severally liable.

(2) Any set off against the Wirtschaftsprüfer's claims for remuneration and reimbursement of outlays is permitted only for undisputed claims or claims determined to be legally valid.

#### 15. Retention and return of supporting documentation and records

(1) The Wirtschaftsprüfer retains, for ten years, the supporting documents and records in connection with the completion of the engagement – that had been provided to him and that he has prepared himself – as well as the correspondence with respect to the engagement.

(2) After the settlement of his claims arising from the engagement, the Wirtschaftsprüfer, upon the request of the client, must return all supporting documents and records obtained from him or for him by reason of his work on the engagement. This does not, however, apply to correspondence exchanged between the Wirtschaftsprüfer and his client and to any documents of which the client already has the original or a copy. The Wirtschaftsprüfer may prepare and retain copies or photocopies of supporting documents and records which he returns to the client.

#### 16. Applicable law

Only German law applies to the engagement, its conduct and any claims arising therefrom.





# MONACO RESOURCES **CONTACT**

**MONACO**  
**RESOURCES**

**HEADQUARTERS**  
MONACO RESOURCES GROUP S.A.M.  
Athos Palace  
2, rue de la Lùjerneteta  
98000 Monaco  
[www.monacoresources.com](http://www.monacoresources.com)

+ 377 97 98 65 70  
[info@monacoresources.com](mailto:info@monacoresources.com)